


# Videocard Benchmarks


Over 1,000,000 Video Cards Benchmarked

## Video Card List

Below is an alphabetical list of all Video Card types that appear in the charts. Clicking on a specific Video Card will take you to the chart it appears in and will highlight it for you.

 VIDEO CARD

---


 High End

High Mid Range

Low Mid Range

Low End


---

 Best Value


Common

Market Share (30 Days)

---


 Compare <sup>0</sup>

---

 Video Card Mega List

[Search Model](#)

---

 GPU Compute Video Card Chart

### Single Video Card

Find Videocard

Videocard Name	Passmark G3D Mark (higher is better)	Rank (lower is better)	Videocard Value (higher is better)	Price (USD)
<a href="#">128 DDR Radeon 9700 TX w/TV-Out</a>	44	1742	NA	NA
<a href="#">128 DDR Radeon 9800 Pro</a>	62	1687	NA	NA
<a href="#">128MB DDR Radeon 9800 Pro</a>	66	1676	NA	NA
<a href="#">128MB RADEON X600 SE</a>	49	1727	NA	NA
<a href="#">256MB DDR Radeon 9800 XT</a>	37	1768	NA	NA
<a href="#">256MB RADEON X600</a>	67	1670	NA	NA
<a href="#">3DP Edition</a>	826	774	NA	NA
<a href="#">64MB DDR GeForce3 Ti 200</a>	5	1928	NA	NA
<a href="#">64MB GeForce2 MX with TV Out</a>	2	2027	NA	NA
<a href="#">7900 MOD - Radeon HD 6520G</a>	610	998	NA	NA
<a href="#">7900 MOD - Radeon HD 6550D</a>	892	722	NA	NA
<a href="#">9xx Soldiers sans frontiers Sigma 2</a>	21	1846	NA	NA
<a href="#">A10-8700P</a>	513	1107	NA	NA
<a href="#">A6 Micro-6500T Quad-Core APU with RadeonR4</a>	220	1366	NA	NA
<a href="#">ABIT Siluro T400</a>	3	1983	NA	NA
<a href="#">ALL-IN-WONDER 9000</a>	4	1948	NA	NA
<a href="#">ALL-IN-WONDER 9800</a>	23	1838	NA	NA
<a href="#">ALL-IN-WONDER RADEON 8500DV</a>	5	1933	NA	NA
<a href="#">All-in-Wonder X1800XL</a>	30	1811	NA	NA
<a href="#">All-in-Wonder X1900</a>	127	1491	NA	NA

CPU Benchmarks

Video Card Benchmarks

Hard Drive Benchmarks

RAM

PC Systems

Android

iOS / iPhone

Videocard Name	Passmark G3D Mark (higher is better)	Rank (lower is better)	Videocard Value (higher is better)	Price (USD)
<a href="#">ALL-IN-WONDER X800 GT</a>	84	1613	NA	NA
<a href="#">AMIGAMERLIN 3.1-R1 For Voodoo 4 4500 PCI</a>	3	2007	NA	NA
<a href="#">ASUS A7000</a>	9	1888	NA	NA
<a href="#">ASUS AGP-V3800PRO v31.40H</a>	4	1968	NA	NA
<a href="#">ASUS EAH4870x2</a>	496	1129	NA	NA
<a href="#">Asus GTX 650 FML II EC-EGPU</a>	720	879	NA	NA
<a href="#">ASUS V9520-X V62.11</a>	7	1899	NA	NA
<a href="#">B8DKMDAP</a>	4557	191	NA	NA
<a href="#">Barco MXRT 1450</a>	205	1387	NA	NA
<a href="#">Barco MXRT 2600</a>	900	716	NA	NA
<a href="#">Barco MXRT 5400</a>	1161	565	NA	NA
<a href="#">Barco MXRT 5450</a>	992	660	NA	NA
<a href="#">Barco MXRT 5500</a>	2701	311	NA	NA
<a href="#">Barco MXRT 7100</a>	180	1417	NA	NA
<a href="#">Barco MXRT 7400</a>	900	715	NA	NA
<a href="#">Barco MXRT 7500</a>	4319	203	NA	NA
<a href="#">Barco MXRT 7600</a>	4943	177	NA	NA
<a href="#">BASICDISPLAY</a>	69	1658	NA	NA
<a href="#">Citrix Indirect Display Adapter</a>	4446	198	NA	NA
<a href="#">CONNECT 3D RADEON X300</a>	36	1772	NA	NA
<a href="#">Dell 8100</a>	2	2033	<a href="#">0.00</a>	<a href="#">\$999.11*</a>
<a href="#">Dell 8200</a>	4	1971	NA	NA
<a href="#">Diamond X1300-PCIE 256MB</a>	70	1657	NA	NA
<a href="#">EAH5450</a>	134	1481	<a href="#">1.22</a>	<a href="#">\$109.99*</a>
<a href="#">EIZO Quadro MED-XN51LP</a>	4946	176	NA	NA
<a href="#">Embedded Radeon E9173</a>	1996	385	NA	NA
<a href="#">Extreme AX850 PRO</a>	120	1505	NA	NA
<a href="#">Familia Intel Q33 Express Chipset</a>	10	1881	NA	NA
<a href="#">Famille de jeu de puces Express Intel 946GZ</a>	7	1902	NA	NA
<a href="#">FireGL T2-128</a>	30	1807	NA	NA
Videocard Name	Passmark G3D Mark (higher is better)	Rank (lower is better)	Videocard Value (higher is better)	Price (USD)
<a href="#">FireGL V3100</a>	52	1712	NA	NA
<a href="#">FireGL V3200</a>	84	1609	NA	NA

CPU Benchmarks	Video Card Benchmarks	Hard Drive Benchmarks	RAM	PC Systems	Android	iOS / iPhone
Videocard Name		Passmark G3D Mark (higher is better)	Rank (lower is better)	Videocard Value (higher is better)	Price (USD)	
	<a href="#">FireGL V3300</a>	70	1656	NA	NA	
	<a href="#">FireGL V3350</a>	68	1665	NA	NA	
	<a href="#">FireGL V3400</a>	103	1553	NA	NA	
	<a href="#">FireGL V3600</a>	179	1419	<a href="#">1.12</a>	<a href="#">\$160.99*</a>	
	<a href="#">FireGL V5100</a>	92	1590	NA	NA	
	<a href="#">FireGL V5200</a>	114	1521	NA	NA	
	<a href="#">FireGL V5600</a>	341	1251	NA	NA	
	<a href="#">FireGL V7100</a>	71	1650	NA	NA	
	<a href="#">FireGL V7200</a>	116	1516	NA	NA	
	<a href="#">FireGL V7300</a>	128	1489	<a href="#">0.11</a>	<a href="#">\$1,189.99*</a>	
	<a href="#">FireGL V7350</a>	110	1533	<a href="#">5.55</a>	<a href="#">\$19.99*</a>	
	<a href="#">FireGL V7600</a>	615	994	NA	NA	
	<a href="#">FireGL V7700</a>	660	940	<a href="#">3.77</a>	<a href="#">\$174.99*</a>	
	<a href="#">FireGL V8600</a>	838	757	NA	NA	
	<a href="#">FireGL V8650</a>	550	1066	<a href="#">1.67</a>	<a href="#">\$329.99*</a>	
	<a href="#">FireGL X1</a>	59	1695	NA	NA	
	<a href="#">FireMV 2200 PCI</a>	1	2048	NA	NA	
	<a href="#">FireMV 2200 PCIe</a>	36	1774	<a href="#">0.40</a>	<a href="#">\$89.99*</a>	
	<a href="#">FireMV 2250</a>	45	1735	<a href="#">0.43</a>	<a href="#">\$105.99*</a>	
	<a href="#">FireMV 2260</a>	117	1512	<a href="#">1.12</a>	<a href="#">\$104.99*</a>	
	<a href="#">FireMV 2400 PCIe</a>	11	1876	NA	NA	
	<a href="#">FireMV 2450</a>	73	1644	NA	NA	
	<a href="#">FirePro 2260</a>	112	1526	NA	NA	
	<a href="#">FirePro 2270</a>	226	1358	<a href="#">1.57</a>	<a href="#">\$144.90*</a>	
	<a href="#">FirePro 2450</a>	51	1718	<a href="#">0.18</a>	<a href="#">\$278.00*</a>	
	<a href="#">FirePro 2460</a>	215	1371	<a href="#">2.57</a>	<a href="#">\$83.99*</a>	
	<a href="#">FirePro 3D V3700</a>	178	1420	<a href="#">2.10</a>	<a href="#">\$84.99*</a>	
	<a href="#">FirePro 3D V3750</a>	341	1250	<a href="#">6.71</a>	<a href="#">\$50.88*</a>	
	<a href="#">FirePro 3D V3800</a>	472	1151	<a href="#">3.15</a>	<a href="#">\$149.99*</a>	
	<a href="#">FirePro 3D V4800</a>	1168	559	<a href="#">7.31</a>	<a href="#">\$159.99*</a>	
	<a href="#">FirePro 3D V5700</a>	546	1071	<a href="#">1.71</a>	<a href="#">\$319.99*</a>	
	<a href="#">FirePro 3D V5800</a>	1289	521	<a href="#">3.49</a>	<a href="#">\$369.99*</a>	
	<a href="#">FirePro 3D V7750</a>	545	1075	<a href="#">1.56</a>	<a href="#">\$350.00*</a>	
	<a href="#">FirePro 3D V7800</a>	1867	404	<a href="#">3.11</a>	<a href="#">\$599.99*</a>	

CPU Benchmarks

Video Card Benchmarks

Hard Drive Benchmarks

RAM

PC Systems

Android

iOS / iPhone

Videocard Name	Passmark G3D Mark (higher is better)	Rank (lower is better)	Videocard Value (higher is better)	Price (USD)
<a href="#">FirePro 3D V8700</a>	1206	553	<a href="#">6.03</a>	<a href="#">\$199.99*</a>
<a href="#">FirePro 3D V8750</a>	1271	529	<a href="#">1.03</a>	<a href="#">\$1,230.99*</a>
<a href="#">FirePro 3D V8800</a>	2437	333	<a href="#">5.74</a>	<a href="#">\$424.99*</a>
<a href="#">FirePro 3D V9800</a>	2811	304	<a href="#">1.13</a>	<a href="#">\$2,499.00*</a>
<a href="#">FirePro M2000</a>	620	987	NA	NA
<a href="#">FirePro M4000</a>	1628	445	NA	NA
<a href="#">FirePro M4000 Mobility Pro</a>	1714	432	NA	NA
<a href="#">FirePro M40003</a>	1364	500	NA	NA
<a href="#">Firepro M4100</a>	1059	610	NA	NA
<a href="#">FirePro M4150</a>	1118	584	NA	NA
<a href="#">FirePro M4170</a>	1065	605	NA	NA
<a href="#">FirePro M5100</a>	2102	366	NA	NA
<a href="#">FirePro M5100 FireGL V</a>	1839	407	NA	NA
Videocard Name	Passmark G3D Mark (higher is better)	Rank (lower is better)	Videocard Value (higher is better)	Price (USD)
<a href="#">FirePro M5950</a>	1314	509	NA	NA
<a href="#">FirePro M6000</a>	1820	412	NA	NA
<a href="#">FirePro M6000 Mobility Pro</a>	1734	428	NA	NA
<a href="#">FirePro M6100</a>	2947	293	NA	NA
<a href="#">FirePro M6100 FireGL V</a>	3487	253	NA	NA
<a href="#">FirePro M7740</a>	665	933	NA	NA
<a href="#">FirePro R5000</a>	2646	315	<a href="#">24.06</a>	<a href="#">\$109.99*</a>
<a href="#">FirePro RG220</a>	335	1259	<a href="#">0.52</a>	<a href="#">\$650.18*</a>
<a href="#">FirePro S10000</a>	5235	164	NA	NA
<a href="#">FirePro S7000</a>	4166	214	NA	NA
<a href="#">FirePro S7150</a>	6276	131	<a href="#">2.13</a>	<a href="#">\$2,940.21*</a>
<a href="#">FirePro S9000</a>	5059	173	NA	NA
<a href="#">FirePro V3800</a>	472	1150	NA	NA
<a href="#">FirePro V3900</a>	874	739	<a href="#">6.72</a>	<a href="#">\$129.99*</a>
<a href="#">FirePro V4900</a>	1309	511	<a href="#">9.03</a>	<a href="#">\$144.99*</a>
<a href="#">FirePro V5700</a>	464	1164	NA	NA
<a href="#">FirePro V5800</a>	1432	485	<a href="#">26.05</a>	<a href="#">\$54.99*</a>
<a href="#">FirePro V5900</a>	1534	464	<a href="#">4.79</a>	<a href="#">\$319.99*</a>
<a href="#">FirePro V7000 Adapter</a>	3161	276	NA	NA
<a href="#">FirePro V7800</a>	2091	369	NA	NA

CPU Benchmarks

Video Card Benchmarks

Hard Drive Benchmarks

RAM

PC Systems

Android

iOS / iPhone

Videocard Name	Passmark G3D Mark (higher is better)	Rank (lower is better)	Videocard Value (higher is better)	Price (USD)
<a href="#">FirePro V7900</a>	2749	307	<a href="#">19.09</a>	<a href="#">\$144.04*</a>
<a href="#">FirePro V8700</a>	1538	463	NA	NA
<a href="#">FirePro V9800 Adapter</a>	2726	308	NA	NA
<a href="#">FirePro W2100</a>	892	723	<a href="#">7.83</a>	<a href="#">\$113.99*</a>
<a href="#">FirePro W4100</a>	1396	491	<a href="#">9.32</a>	<a href="#">\$149.86*</a>
<a href="#">FirePro W4100 Adapter</a>	1692	434	NA	NA
<a href="#">FirePro W4170M</a>	1109	588	NA	NA
<a href="#">Firepro W4190M</a>	1262	532	NA	NA
<a href="#">FirePro W4300</a>	2909	298	<a href="#">12.12</a>	<a href="#">\$239.99*</a>
<a href="#">FirePro W5000</a>	3090	282	<a href="#">18.19</a>	<a href="#">\$169.89*</a>
<a href="#">FirePro W5100</a>	2570	323	<a href="#">9.21</a>	<a href="#">\$279.13*</a>
<a href="#">FirePro W5130M</a>	1674	437	NA	NA
<a href="#">Firepro W5170M</a>	2175	357	NA	NA
<a href="#">FirePro W600</a>	1743	427	<a href="#">4.35</a>	<a href="#">\$400.99*</a>
<a href="#">FirePro W7000</a>	4534	193	<a href="#">31.06</a>	<a href="#">\$146.02*</a>
<a href="#">FirePro W7000 Adapter</a>	4105	217	NA	NA
<a href="#">FirePro W7100</a>	5413	159	<a href="#">18.67</a>	<a href="#">\$289.99*</a>
<a href="#">FirePro W7100 Adapter</a>	5553	152	NA	NA
<a href="#">FirePro W7170M</a>	3461	255	NA	NA
<a href="#">FirePro W8000</a>	4673	189	<a href="#">4.46</a>	<a href="#">\$1,048.99*</a>
<a href="#">FirePro W8000 Adapter</a>	4751	184	NA	NA
<a href="#">FirePro W8100</a>	6164	134	<a href="#">5.54</a>	<a href="#">\$1,112.18*</a>
<a href="#">FirePro W8100 Graphic Adapter</a>	7570	109	NA	NA
<a href="#">FirePro W9000</a>	5305	160	<a href="#">1.54</a>	<a href="#">\$3,443.99*</a>
<a href="#">FirePro W9100</a>	7750	105	<a href="#">2.16</a>	<a href="#">\$3,593.10*</a>
<a href="#">FirePro W9100 Adapter</a>	8299	95	NA	NA
<a href="#">FireStream 9170</a>	647	955	NA	NA
<a href="#">FireStream 9250</a>	1164	562	NA	NA
<a href="#">FireStream 9270</a>	1341	503	NA	NA
Videocard Name	Passmark G3D Mark (higher is better)	Rank (lower is better)	Videocard Value (higher is better)	Price (USD)
<a href="#">FireStream 9370</a>	2528	326	NA	NA
<a href="#">GeCube RADEON 7000</a>	8	1890	NA	NA
<a href="#">GeForce 205</a>	126	1494	NA	NA
<a href="#">GeForce 210</a>	102	1555	<a href="#">2.63</a>	<a href="#">\$38.99</a>

CPU Benchmarks	Video Card Benchmarks	Hard Drive Benchmarks	RAM	PC Systems	Android	iOS / iPhone
Videocard Name		Passmark G3D Mark (higher is better)	Rank (lower is better)	Videocard Value (higher is better)	Price (USD)	
	<a href="#">GeForce 240M GT</a>	319	1276	NA	NA	
	<a href="#">GeForce 256</a>	5	1944	<a href="#">0.12</a>	<a href="#">\$42.04*</a>	
	<a href="#">GeForce 305M</a>	190	1405	NA	NA	
	<a href="#">GeForce 310</a>	144	1458	<a href="#">1.33</a>	<a href="#">\$108.35*</a>	
	<a href="#">GeForce 310M</a>	140	1467	NA	NA	
	<a href="#">GeForce 315</a>	247	1345	<a href="#">7.50</a>	<a href="#">\$32.99*</a>	
	<a href="#">GeForce 315M</a>	165	1432	NA	NA	
	<a href="#">GeForce 320M</a>	271	1318	NA	NA	
	<a href="#">GeForce 405</a>	210	1380	<a href="#">8.52</a>	<a href="#">\$24.64*</a>	
	<a href="#">GeForce 410M</a>	223	1360	NA	NA	
	<a href="#">GeForce 505</a>	186	1408	NA	NA	
	<a href="#">GeForce 510</a>	310	1285	<a href="#">4.43</a>	<a href="#">\$69.99*</a>	
	<a href="#">GeForce 605</a>	323	1272	<a href="#">2.94</a>	<a href="#">\$109.95*</a>	
	<a href="#">GeForce 6100</a>	21	1847	NA	NA	
	<a href="#">GeForce 6100 nForce 400</a>	25	1828	NA	NA	
	<a href="#">GeForce 6100 nForce 405</a>	22	1844	NA	NA	
	<a href="#">GeForce 6100 nForce 420</a>	25	1827	NA	NA	
	<a href="#">GeForce 6100 nForce 430</a>	23	1840	NA	NA	
	<a href="#">GeForce 610M</a>	286	1305	NA	NA	
	<a href="#">GeForce 615</a>	548	1068	NA	NA	
	<a href="#">GeForce 6150</a>	21	1845	<a href="#">0.07</a>	<a href="#">\$299.42*</a>	
	<a href="#">GeForce 6150 LE</a>	30	1810	NA	NA	
	<a href="#">GeForce 6150SE</a>	24	1831	NA	NA	
	<a href="#">GeForce 6150SE nForce 430</a>	32	1799	NA	NA	
	<a href="#">GeForce 6200</a>	44	1741	<a href="#">1.11</a>	<a href="#">\$39.99*</a>	
	<a href="#">GeForce 6200 A-LE</a>	32	1800	NA	NA	
	<a href="#">GeForce 6200 LE</a>	31	1803	<a href="#">0.76</a>	<a href="#">\$41.24*</a>	
	<a href="#">GeForce 6200 TurboCache</a>	33	1792	NA	NA	
	<a href="#">GeForce 6200A</a>	3	1991	<a href="#">0.07</a>	<a href="#">\$54.99*</a>	
	<a href="#">GeForce 6200SE TurboCache</a>	28	1815	NA	NA	
	<a href="#">GeForce 6500</a>	38	1765	NA	NA	
	<a href="#">GeForce 6600</a>	62	1684	<a href="#">0.42</a>	<a href="#">\$149.99*</a>	
	<a href="#">GeForce 6600 GT</a>	100	1561	<a href="#">1.55</a>	<a href="#">\$64.95*</a>	
	<a href="#">GeForce 6600 LE</a>	51	1717	NA	NA	

CPU Benchmarks

Video Card Benchmarks

Hard Drive Benchmarks

RAM

PC Systems

Android

iOS / iPhone

Videocard Name	Passmark G3D Mark (higher is better)	Rank (lower is better)	Videocard Value (higher is better)	Price (USD)
<a href="#"><u>GeForce 6610 XL</u></a>	88	1606	NA	NA
<a href="#"><u>GeForce 6700 XL</u></a>	95	1580	NA	NA
<a href="#"><u>GeForce 6800</u></a>	112	1527	<a href="#"><u>2.82</u></a>	<a href="#"><u>\$39.99*</u></a>
<a href="#"><u>GeForce 6800 GS</u></a>	137	1475	NA	NA
<a href="#"><u>GeForce 6800 GS/XT</u></a>	102	1556	NA	NA
<a href="#"><u>GeForce 6800 GT</u></a>	142	1461	NA	NA
<a href="#"><u>GeForce 6800 LE</u></a>	109	1537	NA	NA
<a href="#"><u>GeForce 6800 Ultra</u></a>	138	1471	NA	NA
<a href="#"><u>GeForce 6800 XE</u></a>	58	1696	NA	NA
<a href="#"><u>GeForce 6800 XT</u></a>	101	1559	NA	NA
<a href="#"><u>GeForce 7000M</u></a>	13	1870	NA	NA
Videocard Name	Passmark G3D Mark (higher is better)	Rank (lower is better)	Videocard Value (higher is better)	Price (USD)
<a href="#"><u>GeForce 7000M / nForce 610M</u></a>	12	1871	NA	NA
<a href="#"><u>GeForce 7025 / nForce 630a</u></a>	32	1797	NA	NA
<a href="#"><u>GeForce 7050 / nForce 610i</u></a>	27	1816	NA	NA
<a href="#"><u>GeForce 7050 / nForce 620i</u></a>	31	1804	NA	NA
<a href="#"><u>GeForce 7050 / nForce 630i</u></a>	27	1821	NA	NA
<a href="#"><u>GeForce 7050 PV / nForce 630a</u></a>	22	1843	NA	NA
<a href="#"><u>GeForce 705M</u></a>	455	1169	NA	NA
<a href="#"><u>GeForce 7100 / nForce 620i</u></a>	26	1824	NA	NA
<a href="#"><u>GeForce 7100 / nForce 630i</u></a>	31	1802	NA	NA
<a href="#"><u>GeForce 7100 GS</u></a>	43	1743	NA	NA
<a href="#"><u>GeForce 710A</u></a>	538	1083	NA	NA
<a href="#"><u>GeForce 710M</u></a>	449	1175	NA	NA
<a href="#"><u>GeForce 7150 / nForce 630i</u></a>	33	1793	NA	NA
<a href="#"><u>GeForce 7150M / nForce 630M</u></a>	18	1856	NA	NA
<a href="#"><u>GeForce 7200 GS</u></a>	23	1839	NA	NA
<a href="#"><u>GeForce 720A</u></a>	724	875	NA	NA
<a href="#"><u>GeForce 7300 GS</u></a>	66	1675	NA	NA
<a href="#"><u>GeForce 7300 GT</u></a>	108	1539	<a href="#"><u>0.72</u></a>	<a href="#"><u>\$149.99*</u></a>
<a href="#"><u>GeForce 7300 LE</u></a>	55	1710	<a href="#"><u>1.74</u></a>	<a href="#"><u>\$32.00*</u></a>
<a href="#"><u>GeForce 7300 SE</u></a>	39	1763	NA	NA
<a href="#"><u>GeForce 7300 SE/7200 GS</u></a>	42	1748	NA	NA
<a href="#"><u>GeForce 730A</u></a>	812	785	NA	NA

CPU Benchmarks

Video Card Benchmarks

Hard Drive Benchmarks

RAM

PC Systems

Android

iOS / iPhone

Videocard Name	Passmark G3D Mark (higher is better)	Rank (lower is better)	Videocard Value (higher is better)	Price (USD)
<a href="#">GeForce 7350 LE</a>	74	1643	NA	NA
<a href="#">GeForce 7500 LE</a>	69	1663	NA	NA
<a href="#">GeForce 7600 GS</a>	184	1410	<a href="#">1.06</a>	<a href="#">\$175.00*</a>
<a href="#">GeForce 7600 GT</a>	181	1414	<a href="#">2.13</a>	<a href="#">\$84.95*</a>
<a href="#">GeForce 7650 GS</a>	134	1482	NA	NA
<a href="#">GeForce 770M</a>	3245	271	<a href="#">18.34</a>	<a href="#">\$176.99*</a>
<a href="#">GeForce 7800 GS</a>	177	1422	NA	NA
<a href="#">GeForce 7800 GT</a>	244	1346	<a href="#">3.05</a>	<a href="#">\$80.00*</a>
<a href="#">GeForce 7800 GTX</a>	221	1362	NA	NA
<a href="#">GeForce 7900 GS</a>	219	1367	NA	NA
<a href="#">GeForce 7900 GT</a>	258	1334	NA	NA
<a href="#">GeForce 7900 GT/GTO</a>	247	1344	NA	NA
<a href="#">GeForce 7900 GTX</a>	306	1289	NA	NA
<a href="#">GeForce 7950 GT</a>	264	1329	<a href="#">0.88</a>	<a href="#">\$299.99*</a>
<a href="#">GeForce 7950 GX2</a>	201	1392	<a href="#">3.67</a>	<a href="#">\$54.99*</a>
<a href="#">GeForce 7950 Xtreme</a>	287	1304	NA	NA
<a href="#">GeForce 800A</a>	428	1195	NA	NA
<a href="#">GeForce 800M</a>	555	1060	NA	NA
<a href="#">GeForce 8100 / nForce 720a</a>	79	1635	NA	NA
<a href="#">GeForce 810A</a>	638	962	NA	NA
<a href="#">GeForce 810M</a>	490	1131	NA	NA
<a href="#">GeForce 8200</a>	79	1634	NA	NA
<a href="#">GeForce 8200M G</a>	56	1707	NA	NA
<a href="#">GeForce 820A</a>	706	895	NA	NA
<a href="#">GeForce 820M</a>	516	1103	NA	NA
<a href="#">GeForce 825M</a>	768	827	NA	NA
<a href="#">GeForce 8300</a>	91	1598	<a href="#">4.04</a>	<a href="#">\$22.68*</a>
Videocard Name	Passmark G3D Mark (higher is better)	Rank (lower is better)	Videocard Value (higher is better)	Price (USD)
<a href="#">GeForce 8300 GS</a>	66	1672	NA	NA
<a href="#">GeForce 830A</a>	1004	648	NA	NA
<a href="#">GeForce 830M</a>	961	675	NA	NA
<a href="#">GeForce 8400</a>	100	1562	<a href="#">0.17</a>	<a href="#">\$589.99*</a>
<a href="#">GeForce 8400 GS</a>	185	1409	<a href="#">2.19</a>	<a href="#">\$84.99*</a>
<a href="#">GeForce 8400 SF</a>	68	1666	NA	NA



CPU Benchmarks

Video Card Benchmarks

Hard Drive Benchmarks

RAM

PC Systems

Android

iOS / iPhone

Videocard Name	Passmark G3D Mark (higher is better)	Rank (lower is better)	Videocard Value (higher is better)	Price (USD)
<a href="#"><u>GeForce 8400M G</u></a>	58	1697	NA	NA
<a href="#"><u>GeForce 8400M GS</u></a>	81	1623	<a href="#"><u>5.45</u></a>	<a href="#"><u>\$14.99*</u></a>
<a href="#"><u>GeForce 8400M GT</u></a>	98	1571	NA	NA
<a href="#"><u>GeForce 840A</u></a>	888	727	NA	NA
<a href="#"><u>GeForce 840M</u></a>	1089	598	NA	NA
<a href="#"><u>GeForce 845M</u></a>	895	721	NA	NA
<a href="#"><u>GeForce 8500 GT</u></a>	98	1567	NA	NA
<a href="#"><u>GeForce 8600 GS</u></a>	114	1522	NA	NA
<a href="#"><u>GeForce 8600 GT</u></a>	156	1441	<a href="#"><u>0.83</u></a>	<a href="#"><u>\$189.00*</u></a>
<a href="#"><u>GeForce 8600 GTS</u></a>	283	1308	<a href="#"><u>4.06</u></a>	<a href="#"><u>\$70.00*</u></a>
<a href="#"><u>GeForce 8600M GS</u></a>	123	1499	NA	NA
<a href="#"><u>GeForce 8600M GT</u></a>	168	1428	NA	NA
<a href="#"><u>GeForce 8700M GT</u></a>	206	1386	NA	NA
<a href="#"><u>GeForce 8800 GS</u></a>	543	1078	NA	NA
<a href="#"><u>GeForce 8800 GT</u></a>	575	1035	<a href="#"><u>2.13</u></a>	<a href="#"><u>\$269.99*</u></a>
<a href="#"><u>GeForce 8800 GTS</u></a>	605	1004	NA	NA
<a href="#"><u>GeForce 8800 GTS 512</u></a>	833	762	NA	NA
<a href="#"><u>GeForce 8800 GTX</u></a>	679	922	<a href="#"><u>3.40</u></a>	<a href="#"><u>\$199.99*</u></a>
<a href="#"><u>GeForce 8800 Ultra</u></a>	769	826	NA	NA
<a href="#"><u>GeForce 8800M GTS</u></a>	474	1149	NA	NA
<a href="#"><u>GeForce 8800M GTX</u></a>	540	1082	NA	NA
<a href="#"><u>GeForce 9100</u></a>	81	1620	NA	NA
<a href="#"><u>GeForce 9100M G</u></a>	74	1641	NA	NA
<a href="#"><u>GeForce 910M</u></a>	500	1123	NA	NA
<a href="#"><u>GeForce 9200</u></a>	80	1632	NA	NA
<a href="#"><u>GeForce 9200M GE</u></a>	80	1631	NA	NA
<a href="#"><u>GeForce 9200M GS</u></a>	84	1612	NA	NA
<a href="#"><u>GeForce 920A</u></a>	919	700	NA	NA
<a href="#"><u>GeForce 920M</u></a>	712	887	NA	NA
<a href="#"><u>GeForce 920MX</u></a>	999	654	NA	NA
<a href="#"><u>GeForce 9300</u></a>	126	1492	NA	NA
<a href="#"><u>GeForce 9300 / nForce 730i</u></a>	128	1487	NA	NA
<a href="#"><u>GeForce 9300 GE</u></a>	100	1563	<a href="#"><u>4.38</u></a>	<a href="#"><u>\$22.99*</u></a>
<a href="#"><u>GeForce 9300 GS</u></a>	91	1597	<a href="#"><u>1.53</u></a>	<a href="#"><u>\$59.95*</u></a>

CPU Benchmarks

Video Card Benchmarks

Hard Drive Benchmarks

RAM

PC Systems

Android

iOS / iPhone

Videocard Name	Passmark G3D Mark (higher is better)	Rank (lower is better)	Videocard Value (higher is better)	Price (USD)
<a href="#">GeForce 9300 SE</a>	81	1625	NA	NA
<a href="#">GeForce 9300GE</a>	97	1573	<a href="#">5.43</a>	<a href="#">\$18.00*</a>
<a href="#">GeForce 9300M G</a>	84	1611	NA	NA
<a href="#">GeForce 9300M GS</a>	93	1582	<a href="#">4.71</a>	<a href="#">\$19.95*</a>
<a href="#">GeForce 930A</a>	1227	547	NA	NA
<a href="#">GeForce 930M</a>	1012	646	NA	NA
<a href="#">GeForce 930MX</a>	1216	551	NA	NA
<a href="#">GeForce 9400</a>	107	1541	NA	NA
<a href="#">GeForce 9400 GT</a>	141	1462	<a href="#">0.85</a>	<a href="#">\$165.00*</a>
Videocard Name	Passmark G3D Mark (higher is better)	Rank (lower is better)	Videocard Value (higher is better)	Price (USD)
<a href="#">GeForce 9400M</a>	118	1511	NA	NA
<a href="#">GeForce 9400M G</a>	123	1498	NA	NA
<a href="#">GeForce 940A</a>	1031	632	NA	NA
<a href="#">GeForce 940M</a>	1059	609	NA	NA
<a href="#">GeForce 940MX</a>	1640	442	NA	NA
<a href="#">GeForce 9450</a>	104	1546	NA	NA
<a href="#">GeForce 945A</a>	1852	406	NA	NA
<a href="#">GeForce 945M</a>	1558	457	NA	NA
<a href="#">GeForce 9500 GS</a>	276	1314	NA	NA
<a href="#">GeForce 9500 GT</a>	149	1449	<a href="#">1.74</a>	<a href="#">\$85.99*</a>
<a href="#">GeForce 9500M</a>	103	1551	NA	NA
<a href="#">GeForce 9500M G</a>	166	1430	NA	NA
<a href="#">GeForce 9500M GS</a>	119	1508	NA	NA
<a href="#">GeForce 9600 GS</a>	445	1179	NA	NA
<a href="#">GeForce 9600 GSO</a>	514	1106	<a href="#">10.29</a>	<a href="#">\$49.99*</a>
<a href="#">GeForce 9600 GSO 512</a>	500	1122	NA	NA
<a href="#">GeForce 9600 GT</a>	474	1148	<a href="#">6.78</a>	<a href="#">\$70.00*</a>
<a href="#">GeForce 9600M GS</a>	164	1436	NA	NA
<a href="#">GeForce 9600M GT</a>	203	1391	NA	NA
<a href="#">GeForce 9600M GT / GeForce GT 220M</a>	293	1300	NA	NA
<a href="#">GeForce 9650M GS</a>	270	1321	NA	NA
<a href="#">GeForce 9650M GT</a>	254	1338	NA	NA
<a href="#">GeForce 9700M GT</a>	317	1280	NA	NA
<a href="#">GeForce 9700M GTS</a>	477	1142	NA	NA

CPU Benchmarks

Video Card Benchmarks

Hard Drive Benchmarks

RAM

PC Systems

Android

iOS / iPhone

Videocard Name	Passmark G3D Mark (higher is better)	Rank (lower is better)	Videocard Value (higher is better)	Price (USD)
<a href="#">GeForce 9800 GT</a>	502	1120	<a href="#">3.35</a>	<a href="#">\$149.99*</a>
<a href="#">GeForce 9800 GT 1024MB</a>	134	1480	NA	NA
<a href="#">GeForce 9800 GTX</a>	769	825	NA	NA
<a href="#">GeForce 9800 GTX+</a>	895	720	NA	NA
<a href="#">GeForce 9800 GTX/9800 GTX+</a>	710	890	<a href="#">7.90</a>	<a href="#">\$89.99*</a>
<a href="#">GeForce 9800 GX2</a>	797	797	NA	NA
<a href="#">GeForce 9800 S</a>	635	965	NA	NA
<a href="#">GeForce 9800M GS</a>	547	1070	NA	NA
<a href="#">GeForce 9800M GT</a>	475	1145	NA	NA
<a href="#">GeForce 9800M GTS</a>	470	1154	NA	NA
<a href="#">GeForce 9800M GTX</a>	517	1101	<a href="#">1.57</a>	<a href="#">\$328.50*</a>
<a href="#">GeForce 999 GTX</a>	83	1616	NA	NA
<a href="#">GeForce FX 5100</a>	7	1898	NA	NA
<a href="#">GeForce FX 5200</a>	7	1901	<a href="#">0.11</a>	<a href="#">\$69.99*</a>
<a href="#">GeForce FX 5200 Ultra</a>	12	1874	NA	NA
<a href="#">GeForce FX 5200LE</a>	7	1905	<a href="#">0.16</a>	<a href="#">\$42.99*</a>
<a href="#">GeForce FX 5200SE</a>	11	1875	NA	NA
<a href="#">GeForce FX 5500</a>	8	1893	<a href="#">0.23</a>	<a href="#">\$36.99*</a>
<a href="#">GeForce FX 5600</a>	12	1872	NA	NA
<a href="#">GeForce FX 5600 Ultra</a>	17	1863	NA	NA
<a href="#">GeForce FX 5600XT</a>	9	1889	NA	NA
<a href="#">GeForce FX 5700</a>	40	1753	NA	NA
<a href="#">GeForce FX 5700 Ultra</a>	34	1785	NA	NA
<a href="#">GeForce FX 5700LE</a>	24	1832	NA	NA
<a href="#">GeForce FX 5700VE</a>	33	1791	NA	NA
Videocard Name	Passmark G3D Mark (higher is better)	Rank (lower is better)	Videocard Value (higher is better)	Price (USD)
<a href="#">GeForce FX 5900</a>	34	1782	NA	NA
<a href="#">GeForce FX 5900 Ultra</a>	41	1751	NA	NA
<a href="#">GeForce FX 5900XT</a>	40	1757	NA	NA
<a href="#">GeForce FX 5900ZT</a>	32	1795	NA	NA
<a href="#">GeForce FX 5950 Ultra</a>	59	1693	NA	NA
<a href="#">GeForce FX Go 5200</a>	8	1891	NA	NA
<a href="#">GeForce FX Go 5600</a>	17	1861	NA	NA
<a href="#">GeForce FX Gx5300</a>	12	1873	NA	NA

CPU Benchmarks	Video Card Benchmarks	Hard Drive Benchmarks	RAM	PC Systems	Android	iOS / iPhone
	Videocard Name	Passmark G3D Mark (higher is better)	Rank (lower is better)	Videocard Value (higher is better)	Price (USD)	
	<a href="#">GeForce FX Go5650</a>	16	1864	NA	NA	
	<a href="#">GeForce FX Go5700</a>	51	1716	NA	NA	
	<a href="#">GeForce G 103M</a>	104	1547	NA	NA	
	<a href="#">GeForce G 105M</a>	112	1529	NA	NA	
	<a href="#">GeForce G100</a>	99	1564	<a href="#">4.97</a>	<a href="#">\$19.99*</a>	
	<a href="#">GeForce G102M</a>	93	1585	NA	NA	
	<a href="#">GeForce G105M</a>	178	1421	NA	NA	
	<a href="#">GeForce G200</a>	131	1484	NA	NA	
	<a href="#">GeForce G205M</a>	91	1596	NA	NA	
	<a href="#">GeForce G210</a>	145	1456	<a href="#">2.30</a>	<a href="#">\$63.13*</a>	
	<a href="#">GeForce G210M</a>	198	1396	NA	NA	
	<a href="#">GeForce Go 6100</a>	17	1860	NA	NA	
	<a href="#">GeForce Go 6150</a>	17	1859	NA	NA	
	<a href="#">GeForce Go 6200</a>	15	1867	NA	NA	
	<a href="#">GeForce Go 6400</a>	24	1833	NA	NA	
	<a href="#">GeForce Go 6600</a>	69	1659	NA	NA	
	<a href="#">GeForce Go 6600 TE/6200 TE</a>	44	1738	NA	NA	
	<a href="#">GeForce Go 6800</a>	106	1544	NA	NA	
	<a href="#">GeForce Go 6800 Ultra</a>	137	1474	NA	NA	
	<a href="#">GeForce Go 7200</a>	45	1736	NA	NA	
	<a href="#">GeForce Go 7300</a>	50	1721	NA	NA	
	<a href="#">GeForce Go 7400</a>	62	1682	NA	NA	
	<a href="#">GeForce Go 7600</a>	127	1490	NA	NA	
	<a href="#">GeForce Go 7600 GT</a>	165	1435	NA	NA	
	<a href="#">GeForce Go 7700</a>	147	1453	NA	NA	
	<a href="#">GeForce Go 7800</a>	114	1520	NA	NA	
	<a href="#">GeForce Go 7800 GTX</a>	209	1382	NA	NA	
	<a href="#">GeForce Go 7900 GS</a>	176	1423	NA	NA	
	<a href="#">GeForce Go 7900 GTX</a>	270	1320	NA	NA	
	<a href="#">GeForce Go 7950 GTX</a>	263	1330	NA	NA	
	<a href="#">GeForce GPU</a>	1073	602	NA	NA	
	<a href="#">GeForce GT 1030</a>	2565	324	<a href="#">30.37</a>	<a href="#">\$84.49</a>	
	<a href="#">GeForce GT 120</a>	286	1306	<a href="#">9.55</a>	<a href="#">\$29.99*</a>	
	<a href="#">GeForce GT 120 / 9500 GT</a>	324	1271	NA	NA	

CPU Benchmarks

Video Card Benchmarks

Hard Drive Benchmarks

RAM

PC Systems

Android

iOS / iPhone

Videocard Name	Passmark G3D Mark (higher is better)	Rank (lower is better)	Videocard Value (higher is better)	Price (USD)
<a href="#">GeForce GT 120M</a>	265	1328	NA	NA
<a href="#">GeForce GT 130</a>	456	1168	<a href="#">16.30</a>	<a href="#">\$27.99*</a>
<a href="#">GeForce GT 130M</a>	297	1295	NA	NA
<a href="#">GeForce GT 140</a>	747	854	NA	NA
<a href="#">GeForce GT 220</a>	296	1296	<a href="#">7.43</a>	<a href="#">\$39.99*</a>
<a href="#">GeForce GT 220M</a>	256	1336	NA	NA
<a href="#">GeForce GT 230</a>	471	1153	<a href="#">10.72</a>	<a href="#">\$43.99*</a>
Videocard Name	Passmark G3D Mark (higher is better)	Rank (lower is better)	Videocard Value (higher is better)	Price (USD)
<a href="#">GeForce GT 230M</a>	331	1264	NA	NA
<a href="#">GeForce GT 240</a>	656	944	<a href="#">11.33</a>	<a href="#">\$57.99*</a>
<a href="#">GeForce GT 240M</a>	349	1249	NA	NA
<a href="#">GeForce GT 320</a>	462	1166	<a href="#">14.15</a>	<a href="#">\$32.69*</a>
<a href="#">GeForce GT 320M</a>	153	1445	NA	NA
<a href="#">GeForce GT 325M</a>	179	1418	NA	NA
<a href="#">GeForce GT 330</a>	555	1061	<a href="#">13.89</a>	<a href="#">\$39.99*</a>
<a href="#">GeForce GT 330M</a>	243	1347	NA	NA
<a href="#">GeForce GT 335M</a>	502	1121	NA	NA
<a href="#">GeForce GT 340</a>	774	818	<a href="#">14.62</a>	<a href="#">\$52.99*</a>
<a href="#">GeForce GT 415</a>	271	1317	NA	NA
<a href="#">GeForce GT 415M</a>	318	1278	NA	NA
<a href="#">GeForce GT 420</a>	475	1144	<a href="#">3.07</a>	<a href="#">\$155.00*</a>
<a href="#">GeForce GT 420M</a>	468	1158	NA	NA
<a href="#">GeForce GT 425M</a>	596	1009	NA	NA
<a href="#">GeForce GT 430</a>	643	959	<a href="#">4.02</a>	<a href="#">\$159.99*</a>
<a href="#">GeForce GT 435M</a>	667	930	NA	NA
<a href="#">GeForce GT 440</a>	827	771	<a href="#">11.83</a>	<a href="#">\$69.99*</a>
<a href="#">GeForce GT 445M</a>	1055	611	NA	NA
<a href="#">GeForce GT 520</a>	333	1261	<a href="#">4.45</a>	<a href="#">\$74.99*</a>
<a href="#">GeForce GT 520M</a>	334	1260	<a href="#">11.17</a>	<a href="#">\$29.95*</a>
<a href="#">GeForce GT 520MX</a>	291	1302	NA	NA
<a href="#">GeForce GT 525M</a>	477	1143	NA	NA
<a href="#">GeForce GT 530</a>	684	917	<a href="#">13.96</a>	<a href="#">\$49.00*</a>
<a href="#">GeForce GT 540M</a>	561	1049	<a href="#">6.39</a>	<a href="#">\$87.95*</a>
<a href="#">GeForce GT 545</a>	1289	520	<a href="#">23.21</a>	<a href="#">\$55.59*</a>

CPU Benchmarks

Video Card Benchmarks

Hard Drive Benchmarks

RAM

PC Systems

Android

iOS / iPhone

Videocard Name	Passmark G3D Mark (higher is better)	Rank (lower is better)	Videocard Value (higher is better)	Price (USD)
<a href="#">GeForce GT 550M</a>	620	989	NA	NA
<a href="#">GeForce GT 555M</a>	732	872	NA	NA
<a href="#">GeForce GT 610</a>	297	1294	<a href="#">3.97</a>	<a href="#">\$74.99*</a>
<a href="#">GeForce GT 610M / GT 620M / GT 710M / GT 720M / GT</a>	368	1231	NA	NA
<a href="#">GeForce GT 620</a>	393	1217	<a href="#">9.83</a>	<a href="#">\$39.99*</a>
<a href="#">GeForce GT 620M</a>	465	1160	NA	NA
<a href="#">GeForce GT 625</a>	438	1187	NA	NA
<a href="#">GeForce GT 625M</a>	435	1191	NA	NA
<a href="#">GeForce GT 630</a>	591	1014	<a href="#">1.03</a>	<a href="#">\$575.00*</a>
<a href="#">GeForce GT 630M</a>	543	1079	NA	NA
<a href="#">GeForce GT 635</a>	912	704	<a href="#">13.64</a>	<a href="#">\$66.94*</a>
<a href="#">GeForce GT 635M</a>	651	952	NA	NA
<a href="#">GeForce GT 640</a>	1175	558	<a href="#">7.12</a>	<a href="#">\$165.00*</a>
<a href="#">GeForce GT 640M</a>	1083	599	NA	NA
<a href="#">GeForce GT 640M LE</a>	782	809	<a href="#">0.92</a>	<a href="#">\$849.99*</a>
<a href="#">GeForce GT 645</a>	2250	350	NA	NA
<a href="#">GeForce GT 645M</a>	914	702	NA	NA
<a href="#">GeForce GT 650M</a>	1126	578	NA	NA
<a href="#">GeForce GT 705</a>	390	1218	NA	NA
<a href="#">GeForce GT 710</a>	635	967	<a href="#">15.13</a>	<a href="#">\$41.99</a>
<a href="#">GeForce GT 710M</a>	359	1240	NA	NA
<a href="#">GeForce GT 720</a>	632	974	<a href="#">6.33</a>	<a href="#">\$99.99*</a>
<a href="#">GeForce GT 720A</a>	660	941	NA	NA
Videocard Name	Passmark G3D Mark (higher is better)	Rank (lower is better)	Videocard Value (higher is better)	Price (USD)
<a href="#">GeForce GT 720M</a>	436	1188	NA	NA
<a href="#">GeForce GT 730</a>	875	737	<a href="#">12.51</a>	<a href="#">\$69.98</a>
<a href="#">GeForce GT 730A</a>	742	863	NA	NA
<a href="#">GeForce GT 730M</a>	903	712	NA	NA
<a href="#">GeForce GT 735M</a>	677	926	NA	NA
<a href="#">GeForce GT 740</a>	1605	449	<a href="#">10.40</a>	<a href="#">\$154.32*</a>
<a href="#">GeForce GT 740A</a>	704	898	NA	NA
<a href="#">GeForce GT 740M</a>	763	834	NA	NA
<a href="#">GeForce GT 745A</a>	1144	570	NA	NA

CPU Benchmarks	Video Card Benchmarks	Hard Drive Benchmarks	RAM	PC Systems	Android	iOS / iPhone
Videocard Name		Passmark G3D Mark (higher is better)	Rank (lower is better)	Videocard Value (higher is better)	Price (USD)	
	<a href="#">GeForce GT 745M</a>	905	711	NA	NA	
	<a href="#">GeForce GT 750M</a>	1263	531	NA	NA	
	<a href="#">GeForce GT 755M</a>	1645	441	NA	NA	
	<a href="#">GeForce GT 820M</a>	705	897	NA	NA	
	<a href="#">GeForce GT625M</a>	529	1091	NA	NA	
	<a href="#">GeForce GTS 150M</a>	504	1118	NA	NA	
	<a href="#">GeForce GTS 160M</a>	678	924	NA	NA	
	<a href="#">GeForce GTS 240</a>	817	781	<a href="#">12.59</a>	<a href="#">\$64.99*</a>	
	<a href="#">GeForce GTS 250</a>	581	1027	<a href="#">6.46</a>	<a href="#">\$89.99*</a>	
	<a href="#">GeForce GTS 250M</a>	569	1043	NA	NA	
	<a href="#">GeForce GTS 350M</a>	556	1059	NA	NA	
	<a href="#">GeForce GTS 360M</a>	616	992	NA	NA	
	<a href="#">GeForce GTS 450</a>	1132	574	<a href="#">14.16</a>	<a href="#">\$79.99*</a>	
	<a href="#">GeForce GTX 1050</a>	5662	147	<a href="#">35.73</a>	<a href="#">\$158.49</a>	
	<a href="#">GeForce GTX 1050 (Mobile)</a>	4524	194	NA	NA	
	<a href="#">GeForce GTX 1050 Ti</a>	6510	126	<a href="#">40.69</a>	<a href="#">\$159.99</a>	
	<a href="#">GeForce GTX 1050 Ti (Mobile)</a>	6079	138	NA	NA	
	<a href="#">GeForce GTX 1050 Ti with Max-Q Design</a>	5646	149	NA	NA	
	<a href="#">GeForce GTX 1050 with Max-Q Design</a>	3909	229	NA	NA	
	<a href="#">GeForce GTX 1060</a>	10182	66	<a href="#">30.13</a>	<a href="#">\$337.96</a>	
	<a href="#">GeForce GTX 1060 (Mobile)</a>	8012	96	NA	NA	
	<a href="#">GeForce GTX 1060 3GB</a>	9600	74	<a href="#">53.34</a>	<a href="#">\$179.97</a>	
	<a href="#">GeForce GTX 1060 5GB</a>	6406	127	NA	NA	
	<a href="#">GeForce GTX 1060 with Max-Q Design</a>	8701	89	NA	NA	
	<a href="#">GeForce GTX 1070</a>	13436	32	<a href="#">54.64</a>	<a href="#">\$245.91*</a>	
	<a href="#">GeForce GTX 1070 (Mobile)</a>	10618	59	NA	NA	
	<a href="#">GeForce GTX 1070 Ti</a>	13981	28	<a href="#">25.42</a>	<a href="#">\$549.99</a>	
	<a href="#">GeForce GTX 1070 with Max-Q Design</a>	10472	62	NA	NA	
	<a href="#">GeForce GTX 1080</a>	14539	24	<a href="#">27.18</a>	<a href="#">\$534.99</a>	
	<a href="#">GeForce GTX 1080 Ti</a>	17370	9	<a href="#">34.74</a>	<a href="#">\$499.99*</a>	
	<a href="#">GeForce GTX 1080 with Max-Q Design</a>	10174	67	NA	NA	
	<a href="#">GeForce GTX 1650</a>	7919	97	<a href="#">56.57</a>	<a href="#">\$139.99</a>	
	<a href="#">GeForce GTX 1650 (Mobile)</a>	6857	119	NA	NA	
	<a href="#">GeForce GTX 1650 SUPER</a>	10231	65	<a href="#">63.95</a>	<a href="#">\$159.99</a>	

CPU Benchmarks

Video Card Benchmarks

Hard Drive Benchmarks

RAM

PC Systems

Android

iOS / iPhone

Videocard Name	Passmark G3D Mark (higher is better)	Rank (lower is better)	Videocard Value (higher is better)	Price (USD)
<a href="#"><u>GeForce GTX 1650 with Max-Q Design</u></a>	6326	129	NA	NA
<a href="#"><u>GeForce GTX 1660</u></a>	11127	56	<a href="#"><u>58.57</u></a>	<a href="#"><u>\$189.99</u></a>
<a href="#"><u>GeForce GTX 1660 SUPER</u></a>	12904	35	<a href="#"><u>58.66</u></a>	<a href="#"><u>\$219.99</u></a>
<a href="#"><u>GeForce GTX 1660 Ti</u></a>	12803	36	<a href="#"><u>45.73</u></a>	<a href="#"><u>\$279.99</u></a>
<a href="#"><u>GeForce GTX 1660 Ti (Mobile)</u></a>	10541	60	NA	NA
<a href="#"><u>GeForce GTX 1660 Ti with Max-Q Design</u></a>	8866	86	NA	NA
Videocard Name	Passmark G3D Mark (higher is better)	Rank (lower is better)	Videocard Value (higher is better)	Price (USD)
<a href="#"><u>GeForce GTX 260</u></a>	1017	641	<a href="#"><u>10.67</u></a>	<a href="#"><u>\$95.38*</u></a>
<a href="#"><u>GeForce GTX 260M</u></a>	497	1127	NA	NA
<a href="#"><u>GeForce GTX 275</u></a>	1245	539	<a href="#"><u>10.38</u></a>	<a href="#"><u>\$119.99*</u></a>
<a href="#"><u>GeForce GTX 280</u></a>	1040	626	<a href="#"><u>1.99</u></a>	<a href="#"><u>\$522.78*</u></a>
<a href="#"><u>GeForce GTX 280M</u></a>	621	986	NA	NA
<a href="#"><u>GeForce GTX 285</u></a>	1274	528	<a href="#"><u>7.08</u></a>	<a href="#"><u>\$179.99*</u></a>
<a href="#"><u>GeForce GTX 285M</u></a>	734	870	NA	NA
<a href="#"><u>GeForce GTX 295</u></a>	1131	576	<a href="#"><u>7.07</u></a>	<a href="#"><u>\$159.99*</u></a>
<a href="#"><u>GeForce GTX 460</u></a>	2445	332	<a href="#"><u>14.41</u></a>	<a href="#"><u>\$169.71*</u></a>
<a href="#"><u>GeForce GTX 460 SE</u></a>	2134	363	<a href="#"><u>13.34</u></a>	<a href="#"><u>\$159.99*</u></a>
<a href="#"><u>GeForce GTX 460 v2</u></a>	2496	329	<a href="#"><u>12.48</u></a>	<a href="#"><u>\$199.99*</u></a>
<a href="#"><u>GeForce GTX 460M</u></a>	1289	522	NA	NA
<a href="#"><u>GeForce GTX 465</u></a>	2945	294	<a href="#"><u>11.19</u></a>	<a href="#"><u>\$263.28*</u></a>
<a href="#"><u>GeForce GTX 470</u></a>	3219	274	<a href="#"><u>6.17</u></a>	<a href="#"><u>\$522.01*</u></a>
<a href="#"><u>GeForce GTX 470M</u></a>	1949	394	NA	NA
<a href="#"><u>GeForce GTX 480</u></a>	3863	233	<a href="#"><u>6.67</u></a>	<a href="#"><u>\$579.00*</u></a>
<a href="#"><u>GeForce GTX 480M</u></a>	2050	378	NA	NA
<a href="#"><u>GeForce GTX 485M</u></a>	2400	339	NA	NA
<a href="#"><u>GeForce GTX 550 Ti</u></a>	1624	446	<a href="#"><u>12.38</u></a>	<a href="#"><u>\$131.28*</u></a>
<a href="#"><u>GeForce GTX 555</u></a>	2162	358	NA	NA
<a href="#"><u>GeForce GTX 560</u></a>	3034	285	<a href="#"><u>31.62</u></a>	<a href="#"><u>\$95.95*</u></a>
<a href="#"><u>GeForce GTX 560 SE</u></a>	2201	354	<a href="#"><u>24.46</u></a>	<a href="#"><u>\$89.99*</u></a>
<a href="#"><u>GeForce GTX 560 Ti</u></a>	2712	310	<a href="#"><u>33.25</u></a>	<a href="#"><u>\$81.60*</u></a>
<a href="#"><u>GeForce GTX 560M</u></a>	1542	462	NA	NA
<a href="#"><u>GeForce GTX 570</u></a>	3930	227	<a href="#"><u>13.16</u></a>	<a href="#"><u>\$298.68*</u></a>
<a href="#"><u>GeForce GTX 570M</u></a>	2024	381	NA	NA
<a href="#"><u>GeForce GTX 580</u></a>	4509	195	<a href="#"><u>31.03</u></a>	<a href="#"><u>\$145.32*</u></a>



CPU Benchmarks

Video Card Benchmarks

Hard Drive Benchmarks

RAM

PC Systems

Android

iOS / iPhone

Videocard Name	Passmark G3D Mark (higher is better)	Rank (lower is better)	Videocard Value (higher is better)	Price (USD)
<a href="#">GeForce GTX 580M</a>	2279	345	<a href="#">9.17</a>	<a href="#">\$248.68*</a>
<a href="#">GeForce GTX 590</a>	4216	212	<a href="#">22.92</a>	<a href="#">\$184.00*</a>
<a href="#">GeForce GTX 645</a>	1960	389	NA	NA
<a href="#">GeForce GTX 650</a>	1716	431	<a href="#">19.21</a>	<a href="#">\$89.35*</a>
<a href="#">GeForce GTX 650 Ti</a>	2627	317	<a href="#">14.26</a>	<a href="#">\$184.32*</a>
<a href="#">GeForce GTX 650 Ti BOOST</a>	3145	278	NA	NA
<a href="#">GeForce GTX 660</a>	4086	219	<a href="#">32.70</a>	<a href="#">\$124.97*</a>
<a href="#">GeForce GTX 660 Ti</a>	4723	186	<a href="#">9.71</a>	<a href="#">\$486.68*</a>
<a href="#">GeForce GTX 660M</a>	1449	477	<a href="#">18.34</a>	<a href="#">\$78.99*</a>
<a href="#">GeForce GTX 670</a>	5513	155	<a href="#">37.01</a>	<a href="#">\$149.00*</a>
<a href="#">GeForce GTX 670M</a>	1953	393	NA	NA
<a href="#">GeForce GTX 670MX</a>	1433	484	NA	NA
<a href="#">GeForce GTX 675M</a>	2143	362	NA	NA
<a href="#">GeForce GTX 675MX</a>	2476	330	NA	NA
<a href="#">GeForce GTX 680</a>	5648	148	<a href="#">31.38</a>	<a href="#">\$179.99*</a>
<a href="#">GeForce GTX 680M</a>	3349	264	<a href="#">24.63</a>	<a href="#">\$135.99*</a>
<a href="#">GeForce GTX 680M KY Bullet Edition</a>	3568	246	NA	NA
<a href="#">GeForce GTX 680MX</a>	4270	207	NA	NA
<a href="#">GeForce GTX 690</a>	5816	144	<a href="#">22.02</a>	<a href="#">\$264.10*</a>
<a href="#">GeForce GTX 745</a>	2253	349	<a href="#">18.17</a>	<a href="#">\$124.04*</a>
<a href="#">GeForce GTX 750</a>	3324	265	<a href="#">25.57</a>	<a href="#">\$129.99*</a>
<a href="#">GeForce GTX 750 Ti</a>	3833	235	<a href="#">24.68</a>	<a href="#">\$155.32*</a>
Videocard Name	Passmark G3D Mark (higher is better)	Rank (lower is better)	Videocard Value (higher is better)	Price (USD)
<a href="#">GeForce GTX 760</a>	4827	181	<a href="#">30.11</a>	<a href="#">\$160.32*</a>
<a href="#">GeForce GTX 760 Ti</a>	5118	171	<a href="#">17.21</a>	<a href="#">\$297.50*</a>
<a href="#">GeForce GTX 760 Ti OEM</a>	5427	157	NA	NA
<a href="#">GeForce GTX 760A</a>	1281	523	NA	NA
<a href="#">GeForce GTX 760M</a>	1440	481	NA	NA
<a href="#">GeForce GTX 765M</a>	2029	380	NA	NA
<a href="#">GeForce GTX 770</a>	5677	146	<a href="#">51.64</a>	<a href="#">\$109.95*</a>
<a href="#">GeForce GTX 770M</a>	2603	320	<a href="#">18.87</a>	<a href="#">\$138.00*</a>
<a href="#">GeForce GTX 775M</a>	4222	211	NA	NA
<a href="#">GeForce GTX 780</a>	7754	103	<a href="#">59.66</a>	<a href="#">\$129.99*</a>
<a href="#">GeForce GTX 780 Ti</a>	9850	70	<a href="#">43.76</a>	<a href="#">\$225.10*</a>

CPU Benchmarks

Video Card Benchmarks

Hard Drive Benchmarks

RAM

PC Systems

Android

iOS / iPhone

Videocard Name	Passmark G3D Mark (higher is better)	Rank (lower is better)	Videocard Value (higher is better)	Price (USD)
<a href="#">GeForce GTX 780M</a>	4292	204	<a href="#">22.60</a>	<a href="#">\$189.99*</a>
<a href="#">GeForce GTX 850A</a>	1049	618	NA	NA
<a href="#">GeForce GTX 850M</a>	2411	336	NA	NA
<a href="#">GeForce GTX 850M - MODDED</a>	1091	597	NA	NA
<a href="#">GeForce GTX 860M</a>	3351	262	NA	NA
<a href="#">GeForce GTX 870M</a>	3080	283	NA	NA
<a href="#">GeForce GTX 880M</a>	3746	239	NA	NA
<a href="#">GeForce GTX 950</a>	5413	158	<a href="#">62.94</a>	<a href="#">\$86.00*</a>
<a href="#">GeForce GTX 950A</a>	1884	402	NA	NA
<a href="#">GeForce GTX 950M</a>	2675	312	<a href="#">4.72</a>	<a href="#">\$567.00*</a>
<a href="#">GeForce GTX 960</a>	6010	140	<a href="#">53.07</a>	<a href="#">\$113.27*</a>
<a href="#">GeForce GTX 960A</a>	2410	337	NA	NA
<a href="#">GeForce GTX 960M</a>	3514	252	<a href="#">3.01</a>	<a href="#">\$1,169.00*</a>
<a href="#">GeForce GTX 965M</a>	3683	241	NA	NA
<a href="#">GeForce GTX 970</a>	9579	76	<a href="#">48.52</a>	<a href="#">\$197.44*</a>
<a href="#">GeForce GTX 970M</a>	5175	167	<a href="#">24.65</a>	<a href="#">\$209.99*</a>
<a href="#">GeForce GTX 970XM FORCE</a>	6706	122	NA	NA
<a href="#">GeForce GTX 980</a>	10157	68	<a href="#">45.53</a>	<a href="#">\$223.10*</a>
<a href="#">GeForce GTX 980 Ti</a>	13980	29	<a href="#">45.22</a>	<a href="#">\$309.20*</a>
<a href="#">GeForce GTX 980M</a>	7723	106	<a href="#">26.63</a>	<a href="#">\$289.99*</a>
<a href="#">GeForce GTX Titan</a>	9446	78	<a href="#">30.47</a>	<a href="#">\$310.00*</a>
<a href="#">GeForce GTX TITAN Black</a>	8653	90	<a href="#">19.98</a>	<a href="#">\$433.10*</a>
<a href="#">GeForce GTX TITAN X</a>	11965	45	<a href="#">19.94</a>	<a href="#">\$599.99*</a>
<a href="#">GeForce GTX TITAN Z</a>	7647	107	<a href="#">8.32</a>	<a href="#">\$919.10*</a>
<a href="#">GeForce MX110</a>	1451	476	NA	NA
<a href="#">GeForce MX130</a>	1940	395	NA	NA
<a href="#">GeForce MX150</a>	2384	340	NA	NA
<a href="#">GeForce MX230</a>	1957	391	NA	NA
<a href="#">GeForce MX250</a>	2655	314	NA	NA
<a href="#">GeForce MX350</a>	3262	268	NA	NA
<a href="#">GeForce PCX 5300</a>	6	1918	NA	NA
<a href="#">GeForce PCX 5750</a>	34	1780	NA	NA
<a href="#">GeForce PCX 5900</a>	34	1786	NA	NA
<a href="#">GeForce RTX 2060</a>	15256	20	<a href="#">50.86</a>	<a href="#">\$299.99</a>

CPU Benchmarks

Video Card Benchmarks

Hard Drive Benchmarks

RAM

PC Systems

Android

iOS / iPhone

Videocard Name	Passmark G3D Mark (higher is better)	Rank (lower is better)	Videocard Value (higher is better)	Price (USD)
<a href="#"><u>GeForce RTX 2060 (Mobile)</u></a>	11787	49	NA	NA
<a href="#"><u>GeForce RTX 2060 SUPER</u></a>	16352	15	<a href="#"><u>41.93</u></a>	<a href="#"><u>\$389.99</u></a>
<a href="#"><u>GeForce RTX 2070</u></a>	16611	13	<a href="#"><u>41.53</u></a>	<a href="#"><u>\$399.99</u></a>
<a href="#"><u>GeForce RTX 2070 (Mobile)</u></a>	12148	42	NA	NA
Videocard Name	Passmark G3D Mark (higher is better)	Rank (lower is better)	Videocard Value (higher is better)	Price (USD)
<a href="#"><u>GeForce RTX 2070 SUPER</u></a>	18039	6	<a href="#"><u>36.08</u></a>	<a href="#"><u>\$499.99</u></a>
<a href="#"><u>GeForce RTX 2070 with Max-Q Design</u></a>	11430	53	NA	NA
<a href="#"><u>GeForce RTX 2080</u></a>	19324	3	<a href="#"><u>30.67</u></a>	<a href="#"><u>\$629.99</u></a>
<a href="#"><u>GeForce RTX 2080 (Mobile)</u></a>	16318	16	NA	NA
<a href="#"><u>GeForce RTX 2080 SUPER</u></a>	19386	2	<a href="#"><u>27.70</u></a>	<a href="#"><u>\$699.99</u></a>
<a href="#"><u>GeForce RTX 2080 Ti</u></a>	21507	1	<a href="#"><u>19.91</u></a>	<a href="#"><u>\$1,079.99</u></a>
<a href="#"><u>GeForce RTX 2080 with Max-Q Design</u></a>	14482	25	<a href="#"><u>6.90</u></a>	<a href="#"><u>\$2,099.99*</u></a>
<a href="#"><u>GeForce2 Go</u></a>	4	1975	NA	NA
<a href="#"><u>GeForce2 GTS/GeForce2 Pro</u></a>	3	1980	NA	NA
<a href="#"><u>GeForce2 Integrated GPU</u></a>	4	1969	NA	NA
<a href="#"><u>GeForce2 MX</u></a>	2	2019	NA	NA
<a href="#"><u>GeForce2 MX 100/200</u></a>	3	2003	NA	NA
<a href="#"><u>GeForce2 MX with DVI-D and TV-out</u></a>	4	1953	NA	NA
<a href="#"><u>GeForce2 MX/MX 400</u></a>	3	1982	NA	NA
<a href="#"><u>GeForce2 Ti</u></a>	4	1961	NA	NA
<a href="#"><u>GeForce2 Ultra</u></a>	6	1915	NA	NA
<a href="#"><u>GeForce3</u></a>	4	1949	NA	NA
<a href="#"><u>GeForce3 Ti 200</u></a>	4	1977	NA	NA
<a href="#"><u>GeForce3 Ti 500</u></a>	2	2029	NA	NA
<a href="#"><u>GeForce4 420 Go</u></a>	3	2000	NA	NA
<a href="#"><u>GeForce4 420 Go 32M</u></a>	5	1938	NA	NA
<a href="#"><u>GeForce4 4200 Go</u></a>	3	1981	NA	NA
<a href="#"><u>GeForce4 440</u></a>	4	1946	NA	NA
<a href="#"><u>GeForce4 440 Go</u></a>	3	1988	NA	NA
<a href="#"><u>GeForce4 440 Go 64M</u></a>	5	1922	NA	NA
<a href="#"><u>GeForce4 448 Go</u></a>	5	1935	NA	NA
<a href="#"><u>GeForce4 MX 4000</u></a>	4	1967	NA	NA
<a href="#"><u>GeForce4 MX 420</u></a>	4	1954	NA	NA
<a href="#"><u>GeForce4 MX 440</u></a>	4	1964	NA	NA

CPU Benchmarks

Video Card Benchmarks

Hard Drive Benchmarks

RAM

PC Systems

Android

iOS / iPhone

Videocard Name	Passmark G3D Mark (higher is better)	Rank (lower is better)	Videocard Value (higher is better)	Price (USD)
<a href="#">GeForce4 MX 440 with AGP8X</a>	4	1951	NA	NA
<a href="#">GeForce4 MX 440SE</a>	4	1963	NA	NA
<a href="#">GeForce4 MX 460</a>	4	1974	NA	NA
<a href="#">GeForce4 MX Integrated GPU</a>	6	1911	NA	NA
<a href="#">GeForce4 Ti 4200</a>	5	1934	NA	NA
<a href="#">GeForce4 Ti 4400</a>	7	1904	NA	NA
<a href="#">GeForce4 Ti 4600</a>	5	1936	<a href="#">0.10</a>	<a href="#">\$53.99*</a>
<a href="#">GeForce4 Ti 4800</a>	5	1924	NA	NA
<a href="#">GeForce4 Ti 4800 SE</a>	6	1907	NA	NA
<a href="#">GeForce9400M</a>	105	1545	NA	NA
<a href="#">GF117</a>	554	1063	NA	NA
<a href="#">GIGABYTE RADEON 9600 PRO</a>	39	1762	NA	NA
<a href="#">Gigabyte RADEON X300</a>	40	1752	NA	NA
<a href="#">GRID K1</a>	810	790	<a href="#">2.05</a>	<a href="#">\$395.00*</a>
<a href="#">GRID K120Q</a>	293	1299	NA	NA
<a href="#">GRID K140Q</a>	727	874	NA	NA
<a href="#">GRID K160Q</a>	739	866	NA	NA
<a href="#">GRID K180Q</a>	782	808	NA	NA
<a href="#">GRID K2</a>	3772	238	<a href="#">13.01</a>	<a href="#">\$289.99*</a>
<a href="#">GRID K220Q</a>	912	706	NA	NA
Videocard Name	Passmark G3D Mark (higher is better)	Rank (lower is better)	Videocard Value (higher is better)	Price (USD)
<a href="#">GRID K240Q</a>	2143	361	NA	NA
<a href="#">GRID K260Q</a>	2940	295	NA	NA
<a href="#">GRID K280Q</a>	2362	342	NA	NA
<a href="#">GRID K520</a>	4384	200	<a href="#">5.85</a>	<a href="#">\$749.95*</a>
<a href="#">GRID M10-0Q</a>	913	703	NA	NA
<a href="#">GRID M10-1B</a>	2309	343	NA	NA
<a href="#">GRID M10-1Q</a>	3351	263	NA	NA
<a href="#">GRID M10-2B</a>	2416	335	NA	NA
<a href="#">GRID M10-4Q</a>	3223	273	NA	NA
<a href="#">GRID M10-8Q</a>	2606	319	NA	NA
<a href="#">GRID M6-0B</a>	911	707	NA	NA
<a href="#">GRID M6-1Q</a>	2069	373	NA	NA
<a href="#">GRID M6-8Q</a>	3568	247	NA	NA

CPU Benchmarks	Video Card Benchmarks	Hard Drive Benchmarks	RAM	Passmark G3D Mark (higher is better)	Rank (lower is better) PC Systems	Videocard Value (higher is better) Android	Price (USD) iOS / iPhone
	<a href="#">GRID M60-0B</a>			1838	408	NA	NA
	<a href="#">GRID M60-0Q</a>			827	772	NA	NA
	<a href="#">GRID M60-1B</a>			4456	197	NA	NA
	<a href="#">GRID M60-1Q</a>			4087	218	NA	NA
	<a href="#">GRID M60-2Q</a>			5291	162	NA	NA
	<a href="#">GRID M60-4Q</a>			3188	275	NA	NA
	<a href="#">GRID M60-8A</a>			5523	154	NA	NA
	<a href="#">GRID M60-8Q</a>			3883	230	NA	NA
	<a href="#">GRID P100-16Q</a>			5944	141	NA	NA
	<a href="#">GRID P100-1B</a>			2223	352	NA	NA
	<a href="#">GRID P100-8Q</a>			3841	234	NA	NA
	<a href="#">GRID P40-24Q</a>			4727	185	NA	NA
	<a href="#">GRID P40-2B</a>			3354	261	NA	NA
	<a href="#">GRID P40-2Q</a>			4287	205	NA	NA
	<a href="#">GRID P40-3Q</a>			681	919	NA	NA
	<a href="#">GRID P40-4Q</a>			777	814	NA	NA
	<a href="#">GRID P6-2Q</a>			4000	225	NA	NA
	<a href="#">GRID P6-4Q</a>			4429	199	NA	NA
	<a href="#">GRID V100-8Q</a>			16	1865	NA	NA
	<a href="#">GRID V100D-8Q</a>			4155	215	NA	NA
	<a href="#">GT 430</a>			223	1361	<a href="#">1.56</a>	<a href="#">\$142.88*</a>
	<a href="#">HD6450</a>			220	1365	<a href="#">5.52</a>	<a href="#">\$39.99*</a>
	<a href="#">HIS DIGITAL HD 4650 AGP</a>			452	1173	NA	NA
	<a href="#">IGP 340M</a>			1	2042	NA	NA
	<a href="#">Incredible HD</a>			389	1220	NA	NA
	<a href="#">Incredible HD 4000</a>			517	1102	NA	NA
	<a href="#">Incredible HD 4600</a>			749	852	NA	NA
	<a href="#">Intel - Express Chipset G41</a>			56	1706	NA	NA
	<a href="#">Intel - Express Chipset Q45/Q43</a>			57	1699	NA	NA
	<a href="#">Intel 2nd Generation SandyBridge HD</a>			212	1376	NA	NA
	<a href="#">Intel 2nd Generation SandyBridge HD 3000</a>			205	1389	NA	NA
	<a href="#">Intel 4th Generation Haswell HD</a>			419	1202	NA	NA
	<a href="#">Intel 82845G Controller</a>			2	2035	NA	NA
	<a href="#">Intel 82845G/GL Controller</a>			2	2024	NA	NA

CPU Benchmarks

Video Card Benchmarks

Hard Drive Benchmarks

RAM

PC Systems

Android

iOS / iPhone

Videocard Name	Passmark G3D Mark (higher is better)	Rank (lower is better)	Videocard Value (higher is better)	Price (USD)
<a href="#">Intel 82845G/GL/GE/PE/GV Controller</a>	2	2014	NA	NA
<a href="#">Intel 82852/82855 GM/GME Controller</a>	1	2045	NA	NA
Videocard Name	Passmark G3D Mark (higher is better)	Rank (lower is better)	Videocard Value (higher is better)	Price (USD)
<a href="#">Intel 82865G Controller</a>	4	1958	NA	NA
<a href="#">Intel 82915G Express</a>	5	1929	NA	NA
<a href="#">Intel 82915G/915GV/910GL</a>	3	1989	NA	NA
<a href="#">Intel 82915G/GV/910GL Advanced v3.5</a>	2	2023	NA	NA
<a href="#">Intel 82915G/GV/910GL Express</a>	3	2009	NA	NA
<a href="#">Intel 82945G Express</a>	5	1927	NA	NA
<a href="#">Intel 82945G Express-Chipsatzfamilie</a>	8	1896	NA	NA
<a href="#">Intel 865 Embedded Controller</a>	3	1990	NA	NA
<a href="#">Intel 915G.910G Express</a>	4	1979	NA	NA
<a href="#">Intel 915G/915GV/910GL Embedded Controller Functio</a>	4	1959	NA	NA
<a href="#">Intel 945G Embedded Chipset Function 0</a>	4	1966	NA	NA
<a href="#">Intel 946GZ Embedded Chipset Function 0</a>	3	2004	NA	NA
<a href="#">Intel 946GZ Express</a>	6	1917	NA	NA
<a href="#">Intel B43 Express Chipset</a>	63	1680	NA	NA
<a href="#">Intel Coffee Lake UHD</a>	1158	568	NA	NA
<a href="#">Intel Extreme Controller</a>	1	2037	NA	NA
<a href="#">Intel G33/G31 Express</a>	4	1950	NA	NA
<a href="#">Intel G35 Express</a>	30	1808	NA	NA
<a href="#">Intel G41 Express Chipset</a>	57	1703	NA	NA
<a href="#">Intel G41 Express-Chipsatz</a>	57	1701	NA	NA
<a href="#">Intel G45/G43 Express Chipset</a>	69	1662	NA	NA
<a href="#">Intel G45/G43/G41 Express Chipset</a>	67	1667	NA	NA
<a href="#">Intel G965 Express</a>	18	1855	NA	NA
<a href="#">Intel GMA 3150 Express</a>	2	2030	NA	NA
<a href="#">Intel Haswell HD - GT1</a>	123	1502	NA	NA
<a href="#">Intel Haswell HD - GT2</a>	139	1469	NA	NA
<a href="#">Intel HD 2000</a>	213	1375	NA	NA
<a href="#">Intel HD 3000</a>	256	1337	<a href="#">0.27</a>	<a href="#">\$945.00*</a>
<a href="#">Intel HD 4000</a>	330	1266	<a href="#">0.21</a>	<a href="#">\$1.592.95*</a>
<a href="#">Intel HD 4400</a>	530	1090	NA	NA

CPU Benchmarks

Video Card Benchmarks

Hard Drive Benchmarks

RAM

PC Systems

Android

iOS / iPhone

Videocard Name	Passmark G3D Mark (higher is better)	Rank (lower is better)	Videocard Value (higher is better)	Price (USD)
<a href="#">Intel HD 4600</a>	687	912	NA	NA
<a href="#">Intel HD 500</a>	310	1286	NA	NA
<a href="#">Intel HD 5000</a>	684	915	<a href="#">1.10</a>	<a href="#">\$625.00*</a>
<a href="#">Intel HD 505</a>	385	1221	NA	NA
<a href="#">Intel HD 510</a>	582	1025	NA	NA
<a href="#">Intel HD 515</a>	688	910	NA	NA
<a href="#">Intel HD 520</a>	859	746	NA	NA
<a href="#">Intel HD 5200</a>	830	768	NA	NA
<a href="#">Intel HD 530</a>	968	670	NA	NA
<a href="#">Intel HD 5300</a>	439	1186	NA	NA
<a href="#">Intel HD 5500</a>	570	1041	NA	NA
<a href="#">Intel HD 5600</a>	663	938	NA	NA
<a href="#">Intel HD 6000</a>	829	769	NA	NA
<a href="#">Intel HD 610</a>	632	973	NA	NA
<a href="#">Intel HD 615</a>	799	795	NA	NA
<a href="#">Intel HD 630</a>	1025	639	NA	NA
<a href="#">Intel HD Family</a>	413	1208	NA	NA
<a href="#">Intel HD Graphics 620</a>	937	693	NA	NA
<a href="#">Intel HD manual-15.28-1861</a>	62	1683	NA	NA
Videocard Name	Passmark G3D Mark (higher is better)	Rank (lower is better)	Videocard Value (higher is better)	Price (USD)
<a href="#">Intel HD manual-gen9 2015-133271</a>	165	1433	NA	NA
<a href="#">Intel HD Modded</a>	112	1530	NA	NA
<a href="#">Intel HD P3000</a>	329	1268	NA	NA
<a href="#">Intel HD P4000</a>	516	1104	NA	NA
<a href="#">Intel HD P4600</a>	604	1005	NA	NA
<a href="#">Intel HD P4600/P4700</a>	710	891	NA	NA
<a href="#">Intel HD P530</a>	1029	634	NA	NA
<a href="#">Intel HD P630</a>	1726	429	NA	NA
<a href="#">Intel Infoshock HD</a>	193	1399	NA	NA
<a href="#">Intel Iris 5100</a>	812	786	NA	NA
<a href="#">Intel Iris 540</a>	1251	536	NA	NA
<a href="#">Intel Iris 550</a>	1296	518	NA	NA
<a href="#">Intel Iris 6100</a>	989	661	NA	NA
<a href="#">Intel Iris 650</a>	1794	419	NA	NA

CPU Benchmarks

Video Card Benchmarks

Hard Drive Benchmarks

RAM

PC Systems

Android

iOS / iPhone

Videocard Name	Passmark G3D Mark (higher is better)	Rank (lower is better)	Videocard Value (higher is better)	Price (USD)
<a href="#"><u>Intel Iris Plus</u></a>	1867	403	NA	NA
<a href="#"><u>Intel Iris Plus 640</u></a>	1411	488	NA	NA
<a href="#"><u>Intel Iris Plus 645</u></a>	2054	377	NA	NA
<a href="#"><u>Intel Iris Plus 650</u></a>	1583	452	NA	NA
<a href="#"><u>Intel Iris Plus 655</u></a>	1790	420	NA	NA
<a href="#"><u>Intel Iris Pro 5200</u></a>	1094	596	NA	NA
<a href="#"><u>Intel Iris Pro 580</u></a>	2080	371	NA	NA
<a href="#"><u>Intel Iris Pro 6100</u></a>	925	699	NA	NA
<a href="#"><u>Intel Iris Pro Graphics 6200</u></a>	1544	461	NA	NA
<a href="#"><u>Intel Iris Pro P580</u></a>	2064	374	NA	NA
<a href="#"><u>Intel Iris Pro P6300</u></a>	1292	519	NA	NA
<a href="#"><u>Intel Media Accelerator</u></a>	32	1794	NA	NA
<a href="#"><u>Intel Media Accelerator 3150</u></a>	2	2013	NA	NA
<a href="#"><u>Intel Media Accelerator 500</u></a>	3	1997	NA	NA
<a href="#"><u>Intel Media Accelerator 600</u></a>	6	1906	NA	NA
<a href="#"><u>Intel Media Accelerator HD</u></a>	116	1517	NA	NA
<a href="#"><u>Intel Poison Ivy</u></a>	738	867	NA	NA
<a href="#"><u>Intel Q33 Express</u></a>	10	1879	NA	NA
<a href="#"><u>Intel Q35 Embedded</u></a>	8	1892	NA	NA
<a href="#"><u>Intel Q35 Express</u></a>	9	1885	NA	NA
<a href="#"><u>Intel Q45/Q43 Express Chipset</u></a>	91	1600	NA	NA
<a href="#"><u>Intel Q45/Q43 Express-Chipsatz</u></a>	57	1702	NA	NA
<a href="#"><u>Intel Q965/Q963 Express</u></a>	6	1914	NA	NA
<a href="#"><u>Intel Skylake HD DT GT2</u></a>	576	1032	NA	NA
<a href="#"><u>Intel UHD</u></a>	1159	567	NA	NA
<a href="#"><u>Intel UHD 600</u></a>	352	1247	NA	NA
<a href="#"><u>Intel UHD 605</u></a>	355	1243	NA	NA
<a href="#"><u>Intel UHD 610</u></a>	708	892	NA	NA
<a href="#"><u>Intel UHD 615</u></a>	815	783	NA	NA
<a href="#"><u>Intel UHD 617</u></a>	878	734	NA	NA
<a href="#"><u>Intel UHD 620</u></a>	888	725	NA	NA
<a href="#"><u>Intel UHD 630</u></a>	1231	546	NA	NA
<a href="#"><u>Intel UHD Graphics 620</u></a>	1053	615	NA	NA
<a href="#"><u>Intel UHD P630</u></a>	1371	497	NA	NA



CPU Benchmarks

Video Card Benchmarks

Hard Drive Benchmarks

RAM

PC Systems

Android

iOS / iPhone

Videocard Name	Passmark G3D Mark (higher is better)	Rank (lower is better)	Videocard Value (higher is better)	Price (USD)
<a href="#"><u>Intel US15 Embedded Media and Controller</u></a>	7	1903	NA	NA
Videocard Name	Passmark G3D Mark (higher is better)	Rank (lower is better)	Videocard Value (higher is better)	Price (USD)
<a href="#"><u>ION</u></a>	97	1575	<a href="#"><u>0.42</u></a>	<a href="#"><u>\$229.99*</u></a>
<a href="#"><u>ION LE</u></a>	97	1572	NA	NA
<a href="#"><u>KV SPECTRE LITE MOBILE 25W</u></a>	538	1084	NA	NA
<a href="#"><u>LMIMIRR</u></a>	874	738	NA	NA
<a href="#"><u>M71-M</u></a>	64	1678	NA	NA
<a href="#"><u>M76M</u></a>	124	1497	NA	NA
<a href="#"><u>M860G with Mobility Radeon 4100</u></a>	75	1640	NA	NA
<a href="#"><u>M880G with Mobility Radeon HD 4200</u></a>	92	1589	NA	NA
<a href="#"><u>M880G with Mobility Radeon HD 4225</u></a>	71	1652	NA	NA
<a href="#"><u>M880G with Mobility Radeon HD 4250</u></a>	104	1550	NA	NA
<a href="#"><u>Master X3100 Driver</u></a>	10	1882	NA	NA
<a href="#"><u>Matrox C420 LP PCIe x16</u></a>	635	968	NA	NA
<a href="#"><u>Matrox C680 PCIe x16</u></a>	1956	392	NA	NA
<a href="#"><u>Matrox C900 PCIe x16</u></a>	1812	416	NA	NA
<a href="#"><u>Matrox G200e WDDM 1.2</u></a>	59	1692	NA	NA
<a href="#"><u>Matrox G200e WDDM 2.0</u></a>	123	1500	NA	NA
<a href="#"><u>Matrox G200eh</u></a>	40	1755	NA	NA
<a href="#"><u>Matrox G200eh WDDM 1.2</u></a>	51	1714	NA	NA
<a href="#"><u>Matrox G200eh WDDM 2.0</u></a>	93	1583	NA	NA
<a href="#"><u>Matrox G200eR</u></a>	36	1771	NA	NA
<a href="#"><u>Matrox G200eR WDDM 1.2</u></a>	67	1669	NA	NA
<a href="#"><u>Matrox G200eR WDDM 2.0</u></a>	67	1668	NA	NA
<a href="#"><u>Matrox G200eW</u></a>	42	1749	NA	NA
<a href="#"><u>Matrox G200eW WDDM 1.2</u></a>	50	1723	NA	NA
<a href="#"><u>Matrox G200eW3 WDDM 2.0</u></a>	96	1578	NA	NA
<a href="#"><u>Matrox M9120 PCIe x16</u></a>	19	1851	NA	NA
<a href="#"><u>Matrox M9120 Plus LP PCIe x16</u></a>	5	1930	NA	NA
<a href="#"><u>Matrox M9125 PCIe x16</u></a>	25	1826	NA	NA
<a href="#"><u>Matrox M9128 LP PCIe x16</u></a>	5	1939	NA	NA
<a href="#"><u>Matrox M9138 LP PCIe x16</u></a>	32	1798	NA	NA
<a href="#"><u>Matrox M9140 LP PCIe x16</u></a>	23	1837	NA	NA
<a href="#"><u>Matrox M9148 LP PCIe x16</u></a>	9	1886	NA	NA

CPU Benchmarks

Video Card Benchmarks

Hard Drive Benchmarks

RAM

PC Systems

Android

iOS / iPhone

Videocard Name	Passmark G3D Mark (higher is better)	Rank (lower is better)	Videocard Value (higher is better)	Price (USD)
<a href="#">Matrox Millennium P650 PCIe 128</a>	5	1940	NA	NA
<a href="#">Matrox Millennium P690 PCIe x16</a>	10	1883	NA	NA
<a href="#">Matrox Millennium P690 Plus LP PCIe x16</a>	6	1908	NA	NA
<a href="#">Matrox Parhelia 128MB</a>	3	1999	<a href="#">0.01</a>	<a href="#">\$549.99*</a>
<a href="#">Matrox Parhelia 256MB</a>	9	1887	NA	NA
<a href="#">Matrox Parhelia APVe</a>	5	1932	NA	NA
<a href="#">MEDION RADEON 9800 XXL</a>	71	1651	NA	NA
<a href="#">MEDION RADEON X740XL</a>	94	1581	NA	NA
<a href="#">MIRRORV3</a>	1080	600	NA	NA
<a href="#">Mobile Intel - famiglia Express Chipset 45</a>	38	1764	NA	NA
<a href="#">Mobile Intel 4 Express-Chipsatzfamilie</a>	44	1740	NA	NA
<a href="#">Mobile Intel 45 Express</a>	43	1744	NA	NA
<a href="#">Mobile Intel 45 Express-Chipsatzfamilie</a>	117	1513	NA	NA
<a href="#">Mobile Intel 915GM/GMS/910GML Express</a>	4	1970	NA	NA
<a href="#">Mobile Intel 945 Express</a>	6	1912	NA	NA
<a href="#">Mobile Intel 945GM Express</a>	5	1925	NA	NA
<a href="#">Mobile Intel 945GM/GU Express</a>	5	1941	NA	NA
Videocard Name	Passmark G3D Mark (higher is better)	Rank (lower is better)	Videocard Value (higher is better)	Price (USD)
<a href="#">Mobile Intel 965 Express</a>	20	1849	NA	NA
<a href="#">Mobile Intel 965 Express - BR-0907-0461 v1839</a>	8	1894	NA	NA
<a href="#">Mobile Intel 965 Express-Chipsatzfamilie</a>	24	1834	NA	NA
<a href="#">Mobile Intel HD</a>	409	1210	NA	NA
<a href="#">Mobile Intel serie 4 Express</a>	44	1739	NA	NA
<a href="#">Mobile Intel965 Express</a>	17	1862	NA	NA
<a href="#">MOBILITY FIREGL 7800</a>	4	1955	NA	NA
<a href="#">MOBILITY FIREGL T2</a>	40	1754	NA	NA
<a href="#">MOBILITY FIREGL T2/T2e</a>	33	1789	NA	NA
<a href="#">MOBILITY FireGL V3200</a>	62	1686	NA	NA
<a href="#">MOBILITY FireGL V5000</a>	81	1624	NA	NA
<a href="#">MOBILITY FireGL V5200</a>	44	1737	NA	NA
<a href="#">MOBILITY FireGL V5250</a>	27	1818	NA	NA
<a href="#">Mobility FireGL V5725</a>	219	1368	NA	NA
<a href="#">MOBILITY IGP 9000/9100</a>	10	1884	NA	NA

CPU Benchmarks

Video Card Benchmarks

Hard Drive Benchmarks

RAM

PC Systems

Android

iOS / iPhone

Videocard Name	Passmark G3D Mark (higher is better)	Rank (lower is better)	Videocard Value (higher is better)	Price (USD)
<a href="#"><u>Mobility Radeon 4100</u></a>	81	1628	NA	NA
<a href="#"><u>MOBILITY RADEON 7000 IGP</u></a>	6	1916	NA	NA
<a href="#"><u>MOBILITY RADEON 7500</u></a>	3	1993	NA	NA
<a href="#"><u>MOBILITY RADEON 9000</u></a>	3	2002	NA	NA
<a href="#"><u>MOBILITY RADEON 9000 IGP</u></a>	7	1897	NA	NA
<a href="#"><u>MOBILITY RADEON 9000/9100 IGP</u></a>	5	1931	NA	NA
<a href="#"><u>MOBILITY RADEON 9100 IGP</u></a>	2	2012	NA	NA
<a href="#"><u>MOBILITY RADEON 9200</u></a>	3	2011	NA	NA
<a href="#"><u>MOBILITY RADEON 9550</u></a>	30	1809	NA	NA
<a href="#"><u>MOBILITY RADEON 9600</u></a>	36	1775	NA	NA
<a href="#"><u>MOBILITY RADEON 9600 PRO TURBO</u></a>	24	1830	NA	NA
<a href="#"><u>MOBILITY RADEON 9600/9700</u></a>	39	1761	NA	NA
<a href="#"><u>MOBILITY RADEON 9700</u></a>	27	1817	NA	NA
<a href="#"><u>MOBILITY RADEON 9800</u></a>	46	1734	NA	NA
<a href="#"><u>Mobility Radeon HD 2300</u></a>	50	1720	NA	NA
<a href="#"><u>Mobility Radeon HD 2400</u></a>	89	1604	NA	NA
<a href="#"><u>Mobility Radeon HD 2400 XT</u></a>	102	1557	NA	NA
<a href="#"><u>Mobility Radeon HD 2600</u></a>	167	1429	NA	NA
<a href="#"><u>Mobility Radeon HD 2600 XT</u></a>	191	1402	NA	NA
<a href="#"><u>Mobility Radeon HD 3400 Serisi</u></a>	111	1532	NA	NA
<a href="#"><u>Mobility Radeon HD 3410</u></a>	62	1681	NA	NA
<a href="#"><u>Mobility Radeon HD 3430</u></a>	98	1570	NA	NA
<a href="#"><u>Mobility Radeon HD 3450</u></a>	91	1599	NA	NA
<a href="#"><u>Mobility Radeon HD 3470</u></a>	93	1586	NA	NA
<a href="#"><u>Mobility Radeon HD 3470 Hybrid X2</u></a>	93	1584	NA	NA
<a href="#"><u>Mobility Radeon HD 3650</u></a>	138	1472	NA	NA
<a href="#"><u>Mobility Radeon HD 3670</u></a>	232	1355	NA	NA
<a href="#"><u>Mobility Radeon HD 3850</u></a>	365	1235	NA	NA
<a href="#"><u>Mobility Radeon HD 3870</u></a>	547	1069	NA	NA
<a href="#"><u>Mobility Radeon HD 3870 X2</u></a>	564	1046	NA	NA
<a href="#"><u>Mobility Radeon HD 4200</u></a>	90	1602	NA	NA
<a href="#"><u>Mobility Radeon HD 4225</u></a>	66	1674	NA	NA
<a href="#"><u>Mobility Radeon HD 4250</u></a>	98	1568	NA	NA
<a href="#"><u>Mobility Radeon HD 4270</u></a>	92	1588	NA	NA

CPU Benchmarks

Video Card Benchmarks

Hard Drive Benchmarks

RAM

PC Systems

Android

iOS / iPhone

Videocard Name	Passmark G3D Mark (higher is better)	Rank (lower is better)	Videocard Value (higher is better)	Price (USD)
<a href="#"><u>Mobility Radeon HD 4300 Serisi</u></a>	73	1647	NA	NA
<a href="#"><u>Mobility Radeon HD 4330</u></a>	135	1477	NA	NA
<a href="#"><u>Mobility Radeon HD 4350</u></a>	148	1452	NA	NA
<a href="#"><u>Mobility Radeon HD 4550</u></a>	191	1403	NA	NA
<a href="#"><u>Mobility Radeon HD 4570</u></a>	139	1470	NA	NA
<a href="#"><u>Mobility Radeon HD 4650</u></a>	401	1216	NA	NA
<a href="#"><u>Mobility Radeon HD 4670</u></a>	463	1165	NA	NA
<a href="#"><u>Mobility Radeon HD 4830</u></a>	511	1110	NA	NA
<a href="#"><u>Mobility Radeon HD 4850</u></a>	866	743	NA	NA
<a href="#"><u>Mobility Radeon HD 4870</u></a>	719	881	NA	NA
<a href="#"><u>Mobility Radeon HD 5000</u></a>	773	821	NA	NA
<a href="#"><u>Mobility Radeon HD 5000 Serisi</u></a>	478	1140	NA	NA
<a href="#"><u>Mobility Radeon HD 5165</u></a>	284	1307	NA	NA
<a href="#"><u>Mobility Radeon HD 530v</u></a>	174	1424	NA	NA
<a href="#"><u>Mobility Radeon HD 540v</u></a>	188	1407	NA	NA
<a href="#"><u>Mobility Radeon HD 5430</u></a>	181	1415	NA	NA
<a href="#"><u>Mobility Radeon HD 5450</u></a>	214	1373	NA	NA
<a href="#"><u>Mobility Radeon HD 545v</u></a>	199	1393	NA	NA
<a href="#"><u>Mobility Radeon HD 5470</u></a>	236	1352	NA	NA
<a href="#"><u>Mobility Radeon HD 550v</u></a>	266	1326	NA	NA
<a href="#"><u>Mobility Radeon HD 5570</u></a>	723	876	NA	NA
<a href="#"><u>Mobility Radeon HD 560v</u></a>	318	1279	NA	NA
<a href="#"><u>Mobility Radeon HD 5650</u></a>	486	1139	NA	NA
<a href="#"><u>Mobility Radeon HD 565v</u></a>	353	1246	NA	NA
<a href="#"><u>Mobility Radeon HD 5730</u></a>	663	936	NA	NA
<a href="#"><u>Mobility Radeon HD 5850</u></a>	763	833	NA	NA
<a href="#"><u>Mobility Radeon HD 5870</u></a>	1254	535	NA	NA
<a href="#"><u>Mobility Radeon HD serie 4200</u></a>	96	1577	NA	NA
<a href="#"><u>Mobility Radeon X1300</u></a>	39	1759	NA	NA
<a href="#"><u>Mobility Radeon X1350</u></a>	39	1758	NA	NA
<a href="#"><u>Mobility Radeon X1400</u></a>	42	1745	NA	NA
<a href="#"><u>Mobility Radeon X1450</u></a>	33	1790	NA	NA
<a href="#"><u>Mobility Radeon X1600</u></a>	92	1592	NA	NA

CPU Benchmarks

Video Card Benchmarks

Hard Drive Benchmarks

RAM

PC Systems

Android

iOS / iPhone

Videocard Name	Passmark G3D Mark (higher is better)	Rank (lower is better)	Videocard Value (higher is better)	Price (USD)
<a href="#"><u>Mobility Radeon X1700</u></a>	104	1548	NA	NA
<a href="#"><u>MOBILITY RADEON X1800</u></a>	130	1485	NA	NA
<a href="#"><u>Mobility Radeon X1900</u></a>	134	1478	NA	NA
<a href="#"><u>Mobility Radeon X2300</u></a>	48	1729	NA	NA
<a href="#"><u>Mobility Radeon X2300 HD</u></a>	48	1728	NA	NA
<a href="#"><u>Mobility Radeon X2500</u></a>	81	1622	NA	NA
<a href="#"><u>MOBILITY RADEON X300</u></a>	33	1788	NA	NA
<a href="#"><u>MOBILITY RADEON X600</u></a>	50	1722	NA	NA
<a href="#"><u>MOBILITY RADEON X600 SE</u></a>	49	1725	NA	NA
<a href="#"><u>MOBILITY RADEON X700</u></a>	66	1671	NA	NA
<a href="#"><u>MOBILITY RADEON X700 XL</u></a>	59	1689	NA	NA
<a href="#"><u>MOBILITY RADEON XPRESS 200</u></a>	27	1820	NA	NA
<a href="#"><u>Mobility Radeon. HD 5470</u></a>	215	1372	NA	NA
<a href="#"><u>MOBILITY/RADEON 9000</u></a>	4	1976	NA	NA
<a href="#"><u>MONSTER GeForce GTX 675M</u></a>	2637	316	NA	NA
<a href="#"><u>MxGPU</u></a>	1826	411	NA	NA
Videocard Name	Passmark G3D Mark (higher is better)	Rank (lower is better)	Videocard Value (higher is better)	Price (USD)
<a href="#"><u>N16P-GX</u></a>	1204	554	NA	NA
<a href="#"><u>N18E-Q1</u></a>	2525	327	NA	NA
<a href="#"><u>nForce 750a SLI</u></a>	83	1618	NA	NA
<a href="#"><u>nForce 760i SLI</u></a>	140	1468	NA	NA
<a href="#"><u>nForce 780a SLI</u></a>	92	1593	NA	NA
<a href="#"><u>nForce 980a/780a SLI</u></a>	81	1626	NA	NA
<a href="#"><u>NV44</u></a>	15	1866	NA	NA
<a href="#"><u>NVIDIA TITAN X</u></a>	13659	30	<a href="#"><u>22.46</u></a>	<a href="#"><u>\$608.10*</u></a>
<a href="#"><u>NVIDIA TITAN Xp</u></a>	14272	26	<a href="#"><u>10.20</u></a>	<a href="#"><u>\$1,398.68*</u></a>
<a href="#"><u>NVS 2100M</u></a>	184	1411	NA	NA
<a href="#"><u>NVS 300</u></a>	181	1413	<a href="#"><u>13.00</u></a>	<a href="#"><u>\$14.00*</u></a>
<a href="#"><u>NVS 310</u></a>	295	1298	<a href="#"><u>4.93</u></a>	<a href="#"><u>\$59.98*</u></a>
<a href="#"><u>NVS 3100M</u></a>	132	1483	NA	NA
<a href="#"><u>NVS 315</u></a>	337	1258	<a href="#"><u>5.63</u></a>	<a href="#"><u>\$59.98*</u></a>
<a href="#"><u>NVS 4200M</u></a>	270	1322	<a href="#"><u>0.68</u></a>	<a href="#"><u>\$399.00*</u></a>
<a href="#"><u>NVS 510</u></a>	764	831	<a href="#"><u>5.39</u></a>	<a href="#"><u>\$141.99*</u></a>
<a href="#"><u>NVS 5100M</u></a>	230	1357	NA	NA

CPU Benchmarks

Video Card Benchmarks

Hard Drive Benchmarks

RAM

PC Systems

Android

iOS / iPhone

Videocard Name	Passmark G3D Mark (higher is better)	Rank (lower is better)	Videocard Value (higher is better)	Price (USD)
<a href="#">NVS 5200M</a>	609	1001	NA	NA
<a href="#">NVS 5400M</a>	704	900	NA	NA
<a href="#">NVS 810</a>	939	691	<a href="#">1.50</a>	<a href="#">\$624.99*</a>
<a href="#">OPAL XT/GL</a>	1053	614	NA	NA
<a href="#">OpenXT Display Driver</a>	30	1806	NA	NA
<a href="#">P106-100</a>	3801	237	NA	NA
<a href="#">PHDGD Ivy 4</a>	374	1229	NA	NA
<a href="#">PHDGD Ivy 5</a>	445	1178	NA	NA
<a href="#">PHDGD Quantic C3</a>	116	1514	NA	NA
<a href="#">PHDGD Sapphire GR for Mobile Intel 965</a>	25	1825	NA	NA
<a href="#">PHDGD Solo 1.2.0 x86</a>	11	1878	NA	NA
<a href="#">PHDGD Solo 2 x64</a>	20	1850	NA	NA
<a href="#">Professional HD Driver</a>	653	948	NA	NA
<a href="#">Q12U-1</a>	5164	168	NA	NA
<a href="#">Quadro 1000M</a>	633	971	<a href="#">11.62</a>	<a href="#">\$54.50*</a>
<a href="#">Quadro 1100M</a>	755	845	NA	NA
<a href="#">Quadro 2000</a>	1032	631	<a href="#">10.33</a>	<a href="#">\$99.99*</a>
<a href="#">Quadro 2000 D</a>	1239	540	NA	NA
<a href="#">Quadro 2000D</a>	1279	526	<a href="#">7.52</a>	<a href="#">\$170.00*</a>
<a href="#">Quadro 2000M</a>	1034	628	<a href="#">22.22</a>	<a href="#">\$46.56*</a>
<a href="#">Quadro 2100M</a>	1100	595	NA	NA
<a href="#">Quadro 280 NVS PCIe</a>	5	1926	NA	NA
<a href="#">Quadro 3000M</a>	1304	516	<a href="#">18.63</a>	<a href="#">\$69.99*</a>
<a href="#">Quadro 400</a>	190	1406	<a href="#">4.76</a>	<a href="#">\$39.99*</a>
<a href="#">Quadro 4000</a>	1581	453	<a href="#">1.78</a>	<a href="#">\$889.99</a>
<a href="#">Quadro 4000M</a>	1389	492	<a href="#">15.27</a>	<a href="#">\$91.01*</a>
<a href="#">Quadro 410</a>	425	1196	<a href="#">3.30</a>	<a href="#">\$129.00*</a>
<a href="#">Quadro 5000</a>	2857	301	<a href="#">1.27</a>	<a href="#">\$2,246.00</a>
<a href="#">Quadro 5000M</a>	2059	375	NA	NA
<a href="#">Quadro 500M</a>	664	935	<a href="#">2.41</a>	<a href="#">\$275.14*</a>
<a href="#">Quadro 5010M</a>	1833	410	<a href="#">7.77</a>	<a href="#">\$235.95*</a>
<a href="#">Quadro 600</a>	572	1040	<a href="#">9.54</a>	<a href="#">\$59.99*</a>
Videocard Name	Passmark G3D Mark (higher is better)	Rank (lower is better)	Videocard Value (higher is better)	Price (USD)
<a href="#">Quadro 6000</a>	3531	249	<a href="#">13.63</a>	<a href="#">\$258.99*</a>

CPU Benchmarks

Video Card Benchmarks

Hard Drive Benchmarks

RAM

PC Systems

Android

iOS / iPhone

Videocard Name	Passmark G3D Mark (higher is better)	Rank (lower is better)	Videocard Value (higher is better)	Price (USD)
<a href="#">Quadro 7000</a>	4107	216	NA	NA
<a href="#">Quadro CX</a>	947	684	<a href="#">6.32</a>	<a href="#">\$149.95*</a>
<a href="#">Quadro FX 1000</a>	34	1784	NA	NA
<a href="#">Quadro FX 1100</a>	35	1776	<a href="#">0.17</a>	<a href="#">\$212.99*</a>
<a href="#">Quadro FX 1300</a>	34	1783	NA	NA
<a href="#">Quadro FX 1400</a>	103	1552	<a href="#">0.42</a>	<a href="#">\$245.01*</a>
<a href="#">Quadro FX 1500</a>	155	1443	<a href="#">1.36</a>	<a href="#">\$115.01*</a>
<a href="#">Quadro FX 1500M</a>	171	1426	NA	NA
<a href="#">Quadro FX 1600M</a>	213	1374	<a href="#">1.42</a>	<a href="#">\$149.90*</a>
<a href="#">Quadro FX 1700</a>	154	1444	<a href="#">5.62</a>	<a href="#">\$27.50*</a>
<a href="#">Quadro FX 1700M</a>	300	1292	NA	NA
<a href="#">Quadro FX 1800</a>	413	1207	<a href="#">4.13</a>	<a href="#">\$99.99*</a>
<a href="#">Quadro FX 1800M</a>	478	1141	NA	NA
<a href="#">Quadro FX 2000</a>	18	1858	NA	NA
<a href="#">Quadro FX 2500M</a>	217	1369	<a href="#">12.45</a>	<a href="#">\$17.50*</a>
<a href="#">Quadro FX 2700</a>	543	1080	NA	NA
<a href="#">Quadro FX 2700M</a>	528	1093	<a href="#">5.29</a>	<a href="#">\$99.95*</a>
<a href="#">Quadro FX 2800M</a>	419	1203	<a href="#">8.39</a>	<a href="#">\$49.95*</a>
<a href="#">Quadro FX 3000</a>	69	1664	<a href="#">0.41</a>	<a href="#">\$166.61*</a>
<a href="#">Quadro FX 3400/4400</a>	104	1549	NA	NA
<a href="#">Quadro FX 3450</a>	148	1450	<a href="#">1.24</a>	<a href="#">\$119.99*</a>
<a href="#">Quadro FX 3450/4000 SDI</a>	134	1479	NA	NA
<a href="#">Quadro FX 350</a>	85	1608	NA	NA
<a href="#">Quadro FX 3500</a>	271	1319	<a href="#">3.94</a>	<a href="#">\$68.98*</a>
<a href="#">Quadro FX 3500M</a>	306	1288	<a href="#">3.06</a>	<a href="#">\$99.99*</a>
<a href="#">Quadro FX 350M</a>	62	1685	NA	NA
<a href="#">Quadro FX 3600M</a>	466	1159	NA	NA
<a href="#">Quadro FX 360M</a>	86	1607	NA	NA
<a href="#">Quadro FX 370</a>	83	1617	<a href="#">0.67</a>	<a href="#">\$125.00*</a>
<a href="#">Quadro FX 370 Low Profile</a>	102	1554	NA	NA
<a href="#">Quadro FX 370 LP</a>	108	1540	NA	NA
<a href="#">Quadro FX 3700</a>	628	979	<a href="#">6.98</a>	<a href="#">\$89.99*</a>
<a href="#">Quadro FX 3700M</a>	633	972	<a href="#">0.68</a>	<a href="#">\$925.00*</a>
<a href="#">Quadro FX 370M</a>	93	1587	NA	NA

CPU Benchmarks

Video Card Benchmarks

Hard Drive Benchmarks

RAM

PC Systems

Android

iOS / iPhone

Videocard Name	Passmark G3D Mark (higher is better)	Rank (lower is better)	Videocard Value (higher is better)	Price (USD)
<a href="#">Quadro FX 380</a>	148	1451	<a href="#">2.05</a>	<a href="#">\$72.50*</a>
<a href="#">Quadro FX 380 LP</a>	156	1440	NA	NA
<a href="#">Quadro FX 3800</a>	810	789	<a href="#">8.19</a>	<a href="#">\$98.99*</a>
<a href="#">Quadro FX 3800M</a>	802	794	NA	NA
<a href="#">Quadro FX 380M</a>	165	1434	NA	NA
<a href="#">Quadro FX 4000</a>	101	1560	NA	NA
<a href="#">Quadro FX 4500</a>	206	1385	<a href="#">0.90</a>	<a href="#">\$230.33*</a>
<a href="#">Quadro FX 4500 X2</a>	236	1353	NA	NA
<a href="#">Quadro FX 4600</a>	506	1117	<a href="#">4.05</a>	<a href="#">\$124.98*</a>
<a href="#">Quadro FX 4700 X2</a>	676	928	NA	NA
<a href="#">Quadro FX 4800</a>	1002	651	<a href="#">7.21</a>	<a href="#">\$138.98*</a>
<a href="#">Quadro FX 500/600 PCI</a>	14	1868	NA	NA
<a href="#">Quadro FX 500/FX 600</a>	7	1900	NA	NA
<a href="#">Quadro FX 540</a>	80	1630	<a href="#">1.35</a>	<a href="#">\$59.99*</a>
Videocard Name	Passmark G3D Mark (higher is better)	Rank (lower is better)	Videocard Value (higher is better)	Price (USD)
<a href="#">Quadro FX 550</a>	63	1679	<a href="#">0.43</a>	<a href="#">\$149.00*</a>
<a href="#">Quadro FX 5500</a>	242	1348	<a href="#">0.77</a>	<a href="#">\$315.99*</a>
<a href="#">Quadro FX 560</a>	113	1524	<a href="#">0.76</a>	<a href="#">\$150.25*</a>
<a href="#">Quadro FX 5600</a>	681	918	<a href="#">4.03</a>	<a href="#">\$168.98*</a>
<a href="#">Quadro FX 570</a>	115	1519	<a href="#">1.54</a>	<a href="#">\$74.99*</a>
<a href="#">Quadro FX 570M</a>	144	1457	NA	NA
<a href="#">Quadro FX 580</a>	210	1379	<a href="#">3.05</a>	<a href="#">\$68.89*</a>
<a href="#">Quadro FX 5800</a>	1107	590	<a href="#">6.19</a>	<a href="#">\$178.89*</a>
<a href="#">Quadro FX 770M</a>	296	1297	<a href="#">0.56</a>	<a href="#">\$527.00*</a>
<a href="#">Quadro FX 880M</a>	224	1359	NA	NA
<a href="#">Quadro FX Go1400</a>	101	1558	NA	NA
<a href="#">Quadro GP100</a>	12662	38	NA	NA
<a href="#">Quadro GV100</a>	12721	37	NA	NA
<a href="#">Quadro K1000M</a>	773	822	<a href="#">11.05</a>	<a href="#">\$69.95*</a>
<a href="#">Quadro K1100M</a>	1042	623	<a href="#">20.88</a>	<a href="#">\$49.95*</a>
<a href="#">Quadro K1200</a>	2607	318	<a href="#">13.66</a>	<a href="#">\$190.89*</a>
<a href="#">Quadro K2000</a>	1374	495	<a href="#">11.45</a>	<a href="#">\$120.00*</a>
<a href="#">Quadro K2000D</a>	1678	436	<a href="#">11.99</a>	<a href="#">\$140.00*</a>
<a href="#">Quadro K2000M</a>	1064	606	<a href="#">7.39</a>	<a href="#">\$144.04*</a>



CPU Benchmarks

Video Card Benchmarks

Hard Drive Benchmarks

RAM

PC Systems

Android

iOS / iPhone

Videocard Name	Passmark G3D Mark (higher is better)	Rank (lower is better)	Videocard Value (higher is better)	Price (USD)
<a href="#">Quadro K2100M</a>	1365	499	<a href="#">2.48</a>	<a href="#">\$550.00*</a>
<a href="#">Quadro K2200</a>	3660	244	<a href="#">29.72</a>	<a href="#">\$123.18*</a>
<a href="#">Quadro K2200M</a>	2812	303	<a href="#">22.51</a>	<a href="#">\$124.95*</a>
<a href="#">Quadro K3000M</a>	1669	438	<a href="#">10.77</a>	<a href="#">\$155.00*</a>
<a href="#">Quadro K3100M</a>	1997	384	<a href="#">5.00</a>	<a href="#">\$399.95*</a>
<a href="#">Quadro K4000</a>	2761	306	<a href="#">15.69</a>	<a href="#">\$175.99*</a>
<a href="#">Quadro K4000M</a>	2089	370	<a href="#">3.48</a>	<a href="#">\$599.99*</a>
<a href="#">Quadro K4100M</a>	2498	328	<a href="#">12.62</a>	<a href="#">\$198.02*</a>
<a href="#">Quadro K420</a>	826	773	<a href="#">4.39</a>	<a href="#">\$188.32*</a>
<a href="#">Quadro K4200</a>	4239	209	<a href="#">17.67</a>	<a href="#">\$239.99*</a>
<a href="#">Quadro K5000</a>	3910	228	<a href="#">10.16</a>	<a href="#">\$384.98*</a>
<a href="#">Quadro K5000M</a>	2572	322	<a href="#">6.61</a>	<a href="#">\$389.25*</a>
<a href="#">Quadro K5100M</a>	3137	280	<a href="#">10.97</a>	<a href="#">\$285.99*</a>
<a href="#">Quadro K510M</a>	651	950	NA	NA
<a href="#">Quadro K5200</a>	6091	136	<a href="#">3.55</a>	<a href="#">\$1,713.75</a>
<a href="#">Quadro K600</a>	765	829	<a href="#">21.88</a>	<a href="#">\$34.99*</a>
<a href="#">Quadro K6000</a>	7489	111	<a href="#">9.76</a>	<a href="#">\$767.64</a>
<a href="#">Quadro K610M</a>	639	961	<a href="#">8.53</a>	<a href="#">\$75.00*</a>
<a href="#">Quadro K620</a>	2363	341	<a href="#">17.03</a>	<a href="#">\$138.83*</a>
<a href="#">Quadro K620M</a>	1053	613	NA	NA
<a href="#">Quadro M1000M</a>	2993	290	<a href="#">34.81</a>	<a href="#">\$85.99*</a>
<a href="#">Quadro M1200</a>	3253	269	NA	NA
<a href="#">Quadro M2000</a>	4282	206	<a href="#">14.32</a>	<a href="#">\$298.99*</a>
<a href="#">Quadro M2000M</a>	3682	242	<a href="#">13.15</a>	<a href="#">\$279.95*</a>
<a href="#">Quadro M2200</a>	4333	202	<a href="#">17.33</a>	<a href="#">\$249.99*</a>
<a href="#">Quadro M3000M</a>	4571	190	<a href="#">28.58</a>	<a href="#">\$159.95*</a>
<a href="#">Quadro M4000</a>	6577	124	<a href="#">23.58</a>	<a href="#">\$279.00*</a>
<a href="#">Quadro M4000M</a>	5008	175	NA	NA
<a href="#">Quadro M5000</a>	8573	92	<a href="#">13.21</a>	<a href="#">\$648.99*</a>
<a href="#">Quadro M5000M</a>	6090	137	<a href="#">12.18</a>	<a href="#">\$499.95*</a>
Videocard Name	Passmark G3D Mark (higher is better)	Rank (lower is better)	Videocard Value (higher is better)	Price (USD)
<a href="#">Quadro M500M</a>	1052	616	NA	NA
<a href="#">Quadro M520</a>	1632	444	NA	NA
<a href="#">Quadro M5500</a>	7915	98	NA	NA

CPU Benchmarks

Video Card Benchmarks

Hard Drive Benchmarks

RAM

PC Systems

Android

iOS / iPhone

Videocard Name	Passmark G3D Mark (higher is better)	Rank (lower is better)	Videocard Value (higher is better)	Price (USD)
<a href="#">Quadro M6000</a>	10263	64	<a href="#">9.74</a>	<a href="#">\$1,054.03*</a>
<a href="#">Quadro M6000 24GB</a>	12321	39	NA	NA
<a href="#">Quadro M600M</a>	1932	396	<a href="#">18.76</a>	<a href="#">\$102.99*</a>
<a href="#">Quadro M620</a>	2666	313	NA	NA
<a href="#">Quadro NVS 110M</a>	47	1731	NA	NA
<a href="#">Quadro NVS 120M</a>	46	1733	NA	NA
<a href="#">Quadro NVS 130M</a>	59	1694	NA	NA
<a href="#">Quadro NVS 135M</a>	56	1704	NA	NA
<a href="#">Quadro NVS 140M</a>	89	1605	NA	NA
<a href="#">Quadro NVS 150M</a>	92	1591	NA	NA
<a href="#">Quadro NVS 160M</a>	91	1595	NA	NA
<a href="#">Quadro NVS 210S</a>	23	1835	NA	NA
<a href="#">Quadro NVS 210S / GeForce 6150LE</a>	20	1848	NA	NA
<a href="#">Quadro NVS 280 PCI</a>	8	1895	<a href="#">0.14</a>	<a href="#">\$59.50*</a>
<a href="#">Quadro NVS 280 SD</a>	2	2032	NA	NA
<a href="#">Quadro NVS 285</a>	35	1778	<a href="#">1.26</a>	<a href="#">\$27.99*</a>
<a href="#">Quadro NVS 285 128MB</a>	38	1766	<a href="#">0.70</a>	<a href="#">\$55.00*</a>
<a href="#">Quadro NVS 290</a>	90	1603	<a href="#">2.01</a>	<a href="#">\$45.00*</a>
<a href="#">Quadro NVS 295</a>	96	1576	<a href="#">1.87</a>	<a href="#">\$51.75*</a>
<a href="#">Quadro NVS 320M</a>	204	1390	NA	NA
<a href="#">Quadro NVS 420</a>	98	1566	<a href="#">0.94</a>	<a href="#">\$104.99*</a>
<a href="#">Quadro NVS 440</a>	37	1769	<a href="#">0.30</a>	<a href="#">\$124.99*</a>
<a href="#">Quadro NVS 450</a>	91	1601	<a href="#">0.65</a>	<a href="#">\$139.99*</a>
<a href="#">Quadro NVS 510M</a>	253	1339	NA	NA
<a href="#">Quadro NVS 55/280 PCI</a>	6	1920	NA	NA
<a href="#">Quadro P1000</a>	4030	222	<a href="#">12.67</a>	<a href="#">\$317.99</a>
<a href="#">Quadro P2000</a>	6665	123	<a href="#">15.54</a>	<a href="#">\$428.99</a>
<a href="#">Quadro P2000 with Max-Q Design</a>	5052	174	NA	NA
<a href="#">Quadro P2200</a>	9796	72	<a href="#">19.80</a>	<a href="#">\$494.66</a>
<a href="#">Quadro P3000</a>	6522	125	NA	NA
<a href="#">Quadro P3200</a>	6947	118	NA	NA
<a href="#">Quadro P3200 with Max-Q Design</a>	8877	85	NA	NA
<a href="#">Quadro P400</a>	1652	439	<a href="#">13.92</a>	<a href="#">\$118.74</a>
<a href="#">Quadro P4000</a>	11736	50	<a href="#">12.66</a>	<a href="#">\$926.99</a>

CPU Benchmarks

Video Card Benchmarks

Hard Drive Benchmarks

RAM

PC Systems

Android

iOS / iPhone

Videocard Name	Passmark G3D Mark (higher is better)	Rank (lower is better)	Videocard Value (higher is better)	Price (USD)
<a href="#">Quadro P4000 with Max-Q Design</a>	9082	84	NA	NA
<a href="#">Quadro P4200</a>	11969	44	NA	NA
<a href="#">Quadro P4200 with Max-Q Design</a>	12274	41	NA	NA
<a href="#">Quadro P500</a>	1723	430	NA	NA
<a href="#">Quadro P5000</a>	10946	57	<a href="#">5.76</a>	<a href="#">\$1,899.99</a>
<a href="#">Quadro P520</a>	2074	372	<a href="#">1.38</a>	<a href="#">\$1,499.00*</a>
<a href="#">Quadro P5200</a>	9185	82	NA	NA
<a href="#">Quadro P5200 with Max-Q Design</a>	9796	71	NA	NA
<a href="#">Quadro P600</a>	2883	300	<a href="#">11.96</a>	<a href="#">\$241.04*</a>
<a href="#">Quadro P6000</a>	15556	19	<a href="#">5.66</a>	<a href="#">\$2,749.99*</a>
<a href="#">Quadro P620</a>	3602	245	<a href="#">20.58</a>	<a href="#">\$174.99</a>
<a href="#">Quadro RTX 3000</a>	12286	40	NA	NA
Videocard Name	Passmark G3D Mark (higher is better)	Rank (lower is better)	Videocard Value (higher is better)	Price (USD)
<a href="#">Quadro RTX 3000 with Max-Q Design</a>	9402	80	NA	NA
<a href="#">Quadro RTX 4000</a>	16831	12	<a href="#">18.72</a>	<a href="#">\$899.00*</a>
<a href="#">Quadro RTX 4000 with Max-Q Design</a>	11185	54	NA	NA
<a href="#">Quadro RTX 5000</a>	17330	10	NA	NA
<a href="#">Quadro RTX 5000 (Mobile)</a>	13560	31	NA	NA
<a href="#">Quadro RTX 5000 with Max-Q Design</a>	11722	51	NA	NA
<a href="#">Quadro RTX 6000</a>	15799	18	<a href="#">2.51</a>	<a href="#">\$6,300.00*</a>
<a href="#">Quadro RTX 8000</a>	18466	4	<a href="#">3.89</a>	<a href="#">\$4,741.49*</a>
<a href="#">Quadro T1000</a>	6755	121	NA	NA
<a href="#">Quadro T2000</a>	7135	115	NA	NA
<a href="#">Quadro2 MXR/EX</a>	4	1965	NA	NA
<a href="#">Quadro2 Pro</a>	1	2047	NA	NA
<a href="#">Quadro4 380 XGL</a>	6	1909	NA	NA
<a href="#">Quadro4 900 XGL</a>	4	1947	NA	NA
<a href="#">Quadro4 980 XGL</a>	5	1945	<a href="#">0.01</a>	<a href="#">\$341.43*</a>
<a href="#">Qualcomm Adreno 630 GPU</a>	249	1342	NA	NA
<a href="#">QXL KMDOD</a>	18	1852	NA	NA
<a href="#">Radeon 2100</a>	59	1690	<a href="#">0.46</a>	<a href="#">\$129.99</a>
<a href="#">Radeon 3000</a>	98	1569	<a href="#">0.31</a>	<a href="#">\$319.00*</a>
<a href="#">Radeon 3100</a>	73	1645	<a href="#">0.45</a>	<a href="#">\$164.99</a>
<a href="#">Radeon 520</a>	938	692	NA	NA

CPU Benchmarks

Video Card Benchmarks

Hard Drive Benchmarks

RAM

PC Systems

Android

iOS / iPhone

Videocard Name	Passmark G3D Mark (higher is better)	Rank (lower is better)	Videocard Value (higher is better)	Price (USD)
<a href="#">Radeon 530</a>	1001	652	NA	NA
<a href="#">Radeon 535</a>	1162	564	NA	NA
<a href="#">Radeon 535DX</a>	1026	638	NA	NA
<a href="#">Radeon 540</a>	1498	469	NA	NA
<a href="#">Radeon 540X</a>	1433	483	NA	NA
<a href="#">Radeon 550X</a>	1613	448	NA	NA
<a href="#">Radeon 6600M</a>	711	888	NA	NA
<a href="#">Radeon 6750M</a>	911	708	NA	NA
<a href="#">Radeon 7000 / Radeon VE</a>	2	2021	NA	NA
<a href="#">RADEON 7000 / RADEON VE Family</a>	3	1985	NA	NA
<a href="#">RADEON 7200</a>	2	2015	<a href="#">0.00</a>	<a href="#">\$599.99*</a>
<a href="#">RADEON 7500</a>	3	2005	<a href="#">0.10</a>	<a href="#">\$32.12*</a>
<a href="#">RADEON 7500 Family</a>	4	1956	NA	NA
<a href="#">RADEON 8500 Family</a>	6	1910	NA	NA
<a href="#">RADEON 9000</a>	4	1960	NA	NA
<a href="#">RADEON 9000 Family</a>	3	1995	NA	NA
<a href="#">RADEON 9100 Family</a>	6	1919	NA	NA
<a href="#">RADEON 9100 IGP</a>	5	1937	NA	NA
<a href="#">RADEON 9200</a>	3	1992	<a href="#">0.09</a>	<a href="#">\$39.95*</a>
<a href="#">RADEON 9200 LE Family</a>	2	2025	NA	NA
<a href="#">RADEON 9200 PRO Family</a>	2	2016	NA	NA
<a href="#">RADEON 9200 SE</a>	2	2028	NA	NA
<a href="#">RADEON 9250</a>	2	2026	<a href="#">0.03</a>	<a href="#">\$79.95*</a>
<a href="#">RADEON 9500</a>	36	1773	<a href="#">0.90</a>	<a href="#">\$40.50*</a>
<a href="#">RADEON 9500 PRO / 9700</a>	41	1750	NA	NA
<a href="#">RADEON 9550</a>	34	1781	<a href="#">1.09</a>	<a href="#">\$31.88*</a>
<a href="#">Radeon 9550 / X1050</a>	29	1814	NA	NA
<a href="#">RADEON 9600 Family</a>	25	1829	NA	NA
Videocard Name	Passmark G3D Mark (higher is better)	Rank (lower is better)	Videocard Value (higher is better)	Price (USD)
<a href="#">RADEON 9600 PRO</a>	42	1746	NA	NA
<a href="#">RADEON 9600 PRO Family</a>	26	1822	NA	NA
<a href="#">RADEON 9600 TX Family</a>	18	1854	NA	NA
<a href="#">RADEON 9600 XT</a>	35	1779	NA	NA
<a href="#">RADEON 9600SF</a>	27	1819	NA	NA

CPU Benchmarks

Video Card Benchmarks

Hard Drive Benchmarks

RAM

PC Systems

Android

iOS / iPhone

Videocard Name	Passmark G3D Mark (higher is better)	Rank (lower is better)	Videocard Value (higher is better)	Price (USD)
<a href="#"><u>RADEON 9700 PRO</u></a>	53	1711	NA	NA
<a href="#"><u>RADEON 9800</u></a>	57	1700	<a href="#"><u>0.27</u></a>	<a href="#"><u>\$210.52*</u></a>
<a href="#"><u>RADEON 9800 PRO</u></a>	59	1691	NA	NA
<a href="#"><u>RADEON 9800 SE</u></a>	23	1836	NA	NA
<a href="#"><u>RADEON 9800 XT</u></a>	56	1705	NA	NA
<a href="#"><u>RADEON A9800XT</u></a>	22	1841	NA	NA
<a href="#"><u>RADEON E2400</u></a>	51	1715	NA	NA
<a href="#"><u>RADEON E4690</u></a>	405	1214	NA	NA
<a href="#"><u>Radeon E6460</u></a>	323	1273	NA	NA
<a href="#"><u>Radeon E6465</u></a>	164	1437	NA	NA
<a href="#"><u>Radeon E6760</u></a>	973	667	<a href="#"><u>4.06</u></a>	<a href="#"><u>\$239.99*</u></a>
<a href="#"><u>Radeon E8860</u></a>	1577	454	NA	NA
<a href="#"><u>Radeon E8870PCIe</u></a>	3368	259	NA	NA
<a href="#"><u>Radeon HD 2350</u></a>	76	1638	NA	NA
<a href="#"><u>Radeon HD 2400</u></a>	120	1504	<a href="#"><u>4.85</u></a>	<a href="#"><u>\$24.88*</u></a>
<a href="#"><u>Radeon HD 2400 PCI</u></a>	14	1869	NA	NA
<a href="#"><u>Radeon HD 2400 Pro</u></a>	114	1523	NA	NA
<a href="#"><u>Radeon HD 2400 XT</u></a>	118	1509	NA	NA
<a href="#"><u>Radeon HD 2600 PRO</u></a>	211	1378	NA	NA
<a href="#"><u>Radeon HD 2600 Pro AGP</u></a>	110	1534	NA	NA
<a href="#"><u>Radeon HD 2600 XT</u></a>	282	1309	NA	NA
<a href="#"><u>Radeon HD 2900 GT</u></a>	292	1301	NA	NA
<a href="#"><u>Radeon HD 2900 PRO</u></a>	627	980	NA	NA
<a href="#"><u>Radeon HD 2900 XT</u></a>	659	943	NA	NA
<a href="#"><u>Radeon HD 3000</u></a>	95	1579	NA	NA
<a href="#"><u>Radeon HD 3200</u></a>	82	1619	NA	NA
<a href="#"><u>Radeon HD 3300</u></a>	126	1493	NA	NA
<a href="#"><u>Radeon HD 3450</u></a>	78	1636	<a href="#"><u>1.75</u></a>	<a href="#"><u>\$44.98*</u></a>
<a href="#"><u>Radeon HD 3470</u></a>	142	1460	NA	NA
<a href="#"><u>Radeon HD 3650 AGP</u></a>	150	1448	NA	NA
<a href="#"><u>Radeon HD 3670</u></a>	205	1388	NA	NA
<a href="#"><u>Radeon HD 3850</u></a>	471	1152	NA	NA
<a href="#"><u>Radeon HD 3850 AGP</u></a>	443	1180	NA	NA
<a href="#"><u>Radeon HD 3850 X2</u></a>	822	777	NA	NA

CPU Benchmarks

Video Card Benchmarks

Hard Drive Benchmarks

RAM

PC Systems

Android

iOS / iPhone

Videocard Name	Passmark G3D Mark (higher is better)	Rank (lower is better)	Videocard Value (higher is better)	Price (USD)
<a href="#">Radeon HD 3870</a>	717	885	<a href="#">2.56</a>	<a href="#">\$279.95*</a>
<a href="#">Radeon HD 3870 X2</a>	873	740	NA	NA
<a href="#">Radeon HD 4200</a>	111	1531	NA	NA
<a href="#">Radeon HD 4250</a>	122	1503	NA	NA
<a href="#">Radeon HD 4270</a>	109	1535	NA	NA
<a href="#">Radeon HD 4290</a>	140	1464	NA	NA
<a href="#">Radeon HD 4300/4500 Serisi</a>	155	1442	NA	NA
<a href="#">Radeon HD 4330</a>	128	1488	NA	NA
<a href="#">Radeon HD 4350</a>	120	1506	<a href="#">0.80</a>	<a href="#">\$149.95*</a>
<a href="#">Radeon HD 4550</a>	235	1354	<a href="#">1.86</a>	<a href="#">\$126.99*</a>
Videocard Name	Passmark G3D Mark (higher is better)	Rank (lower is better)	Videocard Value (higher is better)	Price (USD)
<a href="#">Radeon HD 4650</a>	333	1262	<a href="#">2.67</a>	<a href="#">\$124.99*</a>
<a href="#">Radeon HD 4650 AGP</a>	207	1383	NA	NA
<a href="#">Radeon HD 4670</a>	416	1205	<a href="#">3.79</a>	<a href="#">\$109.99*</a>
<a href="#">Radeon HD 4770</a>	1033	629	NA	NA
<a href="#">Radeon HD 4810</a>	769	823	NA	NA
<a href="#">Radeon HD 4830</a>	944	688	<a href="#">15.75</a>	<a href="#">\$59.99*</a>
<a href="#">Radeon HD 4850</a>	753	848	<a href="#">17.67</a>	<a href="#">\$42.62*</a>
<a href="#">Radeon HD 4850 X2</a>	1132	575	NA	NA
<a href="#">Radeon HD 4870</a>	943	689	<a href="#">7.25</a>	<a href="#">\$129.99*</a>
<a href="#">Radeon HD 4870 X2</a>	1309	512	NA	NA
<a href="#">Radeon HD 4890</a>	1568	456	<a href="#">14.26</a>	<a href="#">\$109.99*</a>
<a href="#">Radeon HD 5450</a>	231	1356	<a href="#">2.35</a>	<a href="#">\$98.68*</a>
<a href="#">Radeon HD 5470</a>	268	1325	NA	NA
<a href="#">Radeon HD 5550</a>	402	1215	<a href="#">7.32</a>	<a href="#">\$54.99*</a>
<a href="#">Radeon HD 5570</a>	420	1201	<a href="#">2.18</a>	<a href="#">\$192.82</a>
<a href="#">Radeon HD 5600/5700</a>	958	677	NA	NA
<a href="#">Radeon HD 5670</a>	775	817	<a href="#">16.20</a>	<a href="#">\$47.84*</a>
<a href="#">Radeon HD 5750</a>	1251	537	<a href="#">18.03</a>	<a href="#">\$69.41*</a>
<a href="#">Radeon HD 5770</a>	1522	466	<a href="#">4.12</a>	<a href="#">\$369.22*</a>
<a href="#">Radeon HD 5830</a>	1926	397	<a href="#">12.04</a>	<a href="#">\$159.99*</a>
<a href="#">Radeon HD 5850</a>	2204	353	<a href="#">27.56</a>	<a href="#">\$79.99*</a>
<a href="#">Radeon HD 5870</a>	2229	351	<a href="#">7.72</a>	<a href="#">\$289.00*</a>
<a href="#">Radeon HD 5970</a>	2603	321	<a href="#">7.89</a>	<a href="#">\$329.99*</a>

CPU Benchmarks

Video Card Benchmarks

Hard Drive Benchmarks

RAM

PC Systems

Android

iOS / iPhone

Videocard Name	Passmark G3D Mark (higher is better)	Rank (lower is better)	Videocard Value (higher is better)	Price (USD)
<a href="#">Radeon HD 6230</a>	221	1363	NA	NA
<a href="#">Radeon HD 6250</a>	119	1507	NA	NA
<a href="#">Radeon HD 6290</a>	138	1473	NA	NA
<a href="#">Radeon HD 6290M</a>	140	1466	NA	NA
<a href="#">Radeon HD 6300M</a>	159	1438	NA	NA
<a href="#">Radeon HD 6310</a>	124	1496	NA	NA
<a href="#">Radeon HD 6320</a>	158	1439	<a href="#">0.29</a>	<a href="#">\$554.99*</a>
<a href="#">Radeon HD 6320 Graphic</a>	216	1370	NA	NA
<a href="#">Radeon HD 6320M</a>	198	1395	NA	NA
<a href="#">RADEON HD 6350</a>	209	1381	<a href="#">5.83</a>	<a href="#">\$35.95*</a>
<a href="#">Radeon HD 6370D</a>	310	1283	NA	NA
<a href="#">Radeon HD 6370M</a>	275	1315	NA	NA
<a href="#">Radeon HD 6380G</a>	300	1293	<a href="#">0.75</a>	<a href="#">\$399.99*</a>
<a href="#">Radeon HD 6410D</a>	260	1332	NA	NA
<a href="#">Radeon HD 6430M</a>	192	1401	NA	NA
<a href="#">Radeon HD 6450</a>	191	1404	<a href="#">3.75</a>	<a href="#">\$50.99</a>
<a href="#">Radeon HD 6450 + 8470D Dual</a>	762	835	NA	NA
<a href="#">Radeon HD 6450A</a>	260	1333	NA	NA
<a href="#">Radeon HD 6470M</a>	275	1316	<a href="#">0.48</a>	<a href="#">\$569.99*</a>
<a href="#">Radeon HD 6480G</a>	375	1228	NA	NA
<a href="#">Radeon HD 6480M</a>	353	1245	NA	NA
<a href="#">Radeon HD 6490M</a>	377	1224	<a href="#">0.32</a>	<a href="#">\$1,193.03*</a>
<a href="#">Radeon HD 6520G</a>	486	1138	NA	NA
<a href="#">Radeon HD 6530D</a>	513	1108	NA	NA
<a href="#">Radeon HD 6550A</a>	707	893	NA	NA
<a href="#">Radeon HD 6550D</a>	558	1055	NA	NA
Videocard Name	Passmark G3D Mark (higher is better)	Rank (lower is better)	Videocard Value (higher is better)	Price (USD)
<a href="#">Radeon HD 6570</a>	575	1034	<a href="#">11.51</a>	<a href="#">\$49.99*</a>
<a href="#">Radeon HD 6610M</a>	565	1045	NA	NA
<a href="#">Radeon HD 6620G</a>	557	1057	NA	NA
<a href="#">Radeon HD 6630M</a>	684	916	NA	NA
<a href="#">Radeon HD 6650A</a>	835	760	NA	NA
<a href="#">Radeon HD 6650M</a>	750	850	NA	NA
<a href="#">Radeon HD 6670</a>	804	792	<a href="#">7.81</a>	<a href="#">\$109.99*</a>

CPU Benchmarks

Video Card Benchmarks

Hard Drive Benchmarks

RAM

PC Systems

Android

iOS / iPhone

Videocard Name	Passmark G3D Mark (higher is better)	Rank (lower is better)	Videocard Value (higher is better)	Price (USD)
<a href="#">Radeon HD 6670 + 6670 Dual</a>	646	956	NA	NA
<a href="#">Radeon HD 6670 + 7660D Dual</a>	1492	471	NA	NA
<a href="#">Radeon HD 6670/7670</a>	945	685	NA	NA
<a href="#">Radeon HD 6700M</a>	1016	642	NA	NA
<a href="#">Radeon HD 6750</a>	1318	507	<a href="#">26.38</a>	<a href="#">\$49.99*</a>
<a href="#">Radeon HD 6750M</a>	937	694	NA	NA
<a href="#">Radeon HD 6770</a>	1222	548	<a href="#">15.88</a>	<a href="#">\$76.99*</a>
<a href="#">Radeon HD 6770M</a>	964	672	NA	NA
<a href="#">Radeon HD 6790</a>	2048	379	<a href="#">31.52</a>	<a href="#">\$64.99*</a>
<a href="#">Radeon HD 6800M</a>	993	658	NA	NA
<a href="#">Radeon HD 6850</a>	2011	382	<a href="#">12.17</a>	<a href="#">\$165.32*</a>
<a href="#">Radeon HD 6850 X2</a>	2534	325	NA	NA
<a href="#">Radeon HD 6870</a>	2262	348	<a href="#">15.08</a>	<a href="#">\$150.00*</a>
<a href="#">Radeon HD 6900M</a>	1964	387	NA	NA
<a href="#">Radeon HD 6950</a>	2767	305	<a href="#">18.66</a>	<a href="#">\$148.32*</a>
<a href="#">Radeon HD 6970</a>	2921	297	<a href="#">48.70</a>	<a href="#">\$59.99*</a>
<a href="#">Radeon HD 6970M</a>	2270	346	<a href="#">10.51</a>	<a href="#">\$215.99*</a>
<a href="#">Radeon HD 6990</a>	2932	296	<a href="#">18.33</a>	<a href="#">\$159.99*</a>
<a href="#">Radeon HD 7290</a>	140	1463	NA	NA
<a href="#">Radeon HD 7290M</a>	123	1501	NA	NA
<a href="#">Radeon HD 7310</a>	150	1447	NA	NA
<a href="#">Radeon HD 7310 - Carte graphique</a>	174	1425	NA	NA
<a href="#">Radeon HD 7310G</a>	180	1416	NA	NA
<a href="#">Radeon HD 7310M</a>	166	1431	NA	NA
<a href="#">Radeon HD 7340</a>	207	1384	<a href="#">0.37</a>	<a href="#">\$552.69*</a>
<a href="#">Radeon HD 7340G</a>	196	1397	NA	NA
<a href="#">Radeon HD 7340M</a>	221	1364	NA	NA
<a href="#">Radeon HD 7350</a>	278	1312	NA	NA
<a href="#">Radeon HD 7400G</a>	322	1274	NA	NA
<a href="#">Radeon HD 7420G</a>	429	1194	NA	NA
<a href="#">Radeon HD 7450</a>	307	1287	<a href="#">6.15</a>	<a href="#">\$49.99*</a>
<a href="#">Radeon HD 7450A</a>	288	1303	NA	NA
<a href="#">Radeon HD 7450M</a>	329	1267	NA	NA
<a href="#">Radeon HD 7470</a>	361	1239	<a href="#">19.25</a>	<a href="#">\$18.76*</a>



CPU Benchmarks

Video Card Benchmarks

Hard Drive Benchmarks

RAM

PC Systems

Android

iOS / iPhone

Videocard Name	Passmark G3D Mark (higher is better)	Rank (lower is better)	Videocard Value (higher is better)	Price (USD)
<a href="#"><u>Radeon HD 7470M</u></a>	407	1211	NA	NA
<a href="#"><u>Radeon HD 7480D</u></a>	382	1222	NA	NA
<a href="#"><u>Radeon HD 7500G</u></a>	412	1209	NA	NA
<a href="#"><u>Radeon HD 7500G + 7500M/7600M Dual</u></a>	616	993	NA	NA
<a href="#"><u>Radeon HD 7500G + 7550M Dual</u></a>	497	1128	NA	NA
<a href="#"><u>Radeon HD 7500G + HD 7500M/7600M Dual</u></a>	355	1242	NA	NA
<a href="#"><u>Radeon HD 7520G</u></a>	453	1170	NA	NA
<a href="#"><u>Radeon HD 7520G + 7400M Dual</u></a>	486	1137	NA	NA
Videocard Name	Passmark G3D Mark (higher is better)	Rank (lower is better)	Videocard Value (higher is better)	Price (USD)
<a href="#"><u>Radeon HD 7520G + 7470M Dual</u></a>	542	1081	NA	NA
<a href="#"><u>Radeon HD 7520G + 7500/7600 Dual</u></a>	582	1026	NA	NA
<a href="#"><u>Radeon HD 7520G + 7600M Dual</u></a>	591	1015	NA	NA
<a href="#"><u>Radeon HD 7520G + 7610M Dual</u></a>	588	1018	NA	NA
<a href="#"><u>Radeon HD 7520G + 7650M Dual</u></a>	453	1171	NA	NA
<a href="#"><u>Radeon HD 7520G + 7670M Dual</u></a>	523	1098	NA	NA
<a href="#"><u>Radeon HD 7520G + 7700M Dual</u></a>	1060	608	NA	NA
<a href="#"><u>Radeon HD 7520G + 8600/8700M Dual</u></a>	311	1282	NA	NA
<a href="#"><u>Radeon HD 7520G + 8750M Dual</u></a>	376	1225	NA	NA
<a href="#"><u>Radeon HD 7520G + HD 7400M Dual</u></a>	544	1076	NA	NA
<a href="#"><u>Radeon HD 7520G + HD 7500/7600 Dual</u></a>	832	764	NA	NA
<a href="#"><u>Radeon HD 7520G + HD 7600M Dual</u></a>	599	1008	NA	NA
<a href="#"><u>Radeon HD 7520G + HD 7670M Dual</u></a>	495	1130	NA	NA
<a href="#"><u>Radeon HD 7520G + HD 7700M Dual</u></a>	574	1036	NA	NA
<a href="#"><u>Radeon HD 7520G + HD 8600/8700M Dual</u></a>	623	984	NA	NA
<a href="#"><u>Radeon HD 7520G + HD 8750M Dual</u></a>	651	951	NA	NA
<a href="#"><u>Radeon HD 7520G N HD 7520G + HD 7500/7600 7500/760</u></a>	574	1037	NA	NA
<a href="#"><u>Radeon HD 7520G N HD 7520G + HD 7600M N HD 7600M D</u></a>	364	1236	NA	NA
<a href="#"><u>Radeon HD 7540D</u></a>	382	1223	NA	NA
<a href="#"><u>Radeon HD 7540D + 6570 Dual</u></a>	719	882	NA	NA
<a href="#"><u>Radeon HD 7540D + 7500 Dual</u></a>	821	778	NA	NA
<a href="#"><u>Radeon HD 7540D + HD 6450 Dual</u></a>	643	960	NA	NA
<a href="#"><u>Radeon HD 7550M</u></a>	464	1163	NA	NA
<a href="#"><u>Radeon HD 7550M/7650M</u></a>	728	873	NA	NA

CPU Benchmarks

Video Card Benchmarks

Hard Drive Benchmarks

RAM

PC Systems

Android

iOS / iPhone

Videocard Name	Passmark G3D Mark (higher is better)	Rank (lower is better)	Videocard Value (higher is better)	Price (USD)
<a href="#">Radeon HD 7560D</a>	663	937	NA	NA
<a href="#">Radeon HD 7560D + 6450 Dual</a>	568	1044	NA	NA
<a href="#">Radeon HD 7560D + 6570 Dual</a>	833	763	NA	NA
<a href="#">Radeon HD 7560D + 6670 Dual</a>	1130	577	NA	NA
<a href="#">Radeon HD 7560D + 7560D Dual</a>	982	664	NA	NA
<a href="#">Radeon HD 7560D + 7570 Dual</a>	985	662	NA	NA
<a href="#">Radeon HD 7560D + 7670 Dual</a>	1426	486	NA	NA
<a href="#">Radeon HD 7560D + 7700 Dual</a>	1919	399	NA	NA
<a href="#">Radeon HD 7560D + HD 6570 Dual</a>	1237	543	NA	NA
<a href="#">Radeon HD 7560D + HD 6670 Dual</a>	1554	458	NA	NA
<a href="#">Radeon HD 7560D + HD 7000 Dual</a>	534	1085	NA	NA
<a href="#">Radeon HD 7560D + HD 7600 Dual</a>	1258	534	NA	NA
<a href="#">Radeon HD 7560D + HD 7670 Dual</a>	1380	493	NA	NA
<a href="#">Radeon HD 7560D + HD 7700 Dual</a>	1346	502	NA	NA
<a href="#">Radeon HD 7560D + HD 8570 Dual</a>	935	695	NA	NA
<a href="#">Radeon HD 7560D + R5 235 Dual</a>	563	1048	NA	NA
<a href="#">Radeon HD 7570</a>	792	804	<a href="#">15.41</a>	<a href="#">\$51.41*</a>
<a href="#">Radeon HD 7570M</a>	532	1087	NA	NA
<a href="#">Radeon HD 7570M/HD 7670M</a>	699	903	NA	NA
<a href="#">Radeon HD 7580D</a>	350	1248	NA	NA
<a href="#">Radeon HD 7600G</a>	310	1284	NA	NA
<a href="#">Radeon HD 7600G + 6400M Dual</a>	376	1226	NA	NA
<a href="#">Radeon HD 7600G + 7450M Dual</a>	389	1219	NA	NA
<a href="#">Radeon HD 7600G + 7500M/7600M Dual</a>	405	1213	NA	NA
<a href="#">Radeon HD 7600G + 7550M Dual</a>	423	1198	NA	NA
Videocard Name	Passmark G3D Mark (higher is better)	Rank (lower is better)	Videocard Value (higher is better)	Price (USD)
<a href="#">Radeon HD 7600G + 8500M/8700M Dual</a>	469	1157	NA	NA
<a href="#">Radeon HD 7600G + HD 7400M Dual</a>	328	1269	NA	NA
<a href="#">Radeon HD 7600G + HD 7500M/7600M Dual</a>	555	1062	NA	NA
<a href="#">Radeon HD 7600G + HD 7550M Dual</a>	509	1113	NA	NA
<a href="#">Radeon HD 7600G + HD 8670M Dual</a>	543	1077	NA	NA
<a href="#">Radeon HD 7600G + HD Dual</a>	442	1184	NA	NA
<a href="#">Radeon HD 7600G N HD 7600G + HD ON HD Dual</a>	526	1095	NA	NA

CPU Benchmarks

Video Card Benchmarks

Hard Drive Benchmarks

RAM

PC Systems

Android

iOS / iPhone

Videocard Name	Passmark G3D Mark (higher is better)	Rank (lower is better)	Videocard Value (higher is better)	Price (USD)
<a href="#"><u>Radeon HD 7600M + 7600M Dual</u></a>	773	819	NA	NA
<a href="#"><u>Radeon HD 7610M</u></a>	632	975	NA	NA
<a href="#"><u>Radeon HD 7620G</u></a>	474	1147	NA	NA
<a href="#"><u>Radeon HD 7620G + 8600M Dual</u></a>	508	1114	NA	NA
<a href="#"><u>Radeon HD 7620G + 8670M Dual</u></a>	577	1031	NA	NA
<a href="#"><u>Radeon HD 7620G + HD 8600M Dual</u></a>	442	1183	NA	NA
<a href="#"><u>Radeon HD 7620G + HD 8670M Dual</u></a>	507	1116	NA	NA
<a href="#"><u>Radeon HD 7620G N HD 7620G + HD 8600M N HD 8600M D</u></a>	451	1174	NA	NA
<a href="#"><u>Radeon HD 7640G</u></a>	615	995	NA	NA
<a href="#"><u>Radeon HD 7640G + 6400M Dual</u></a>	526	1094	NA	NA
<a href="#"><u>Radeon HD 7640G + 7400M Dual</u></a>	637	963	NA	NA
<a href="#"><u>Radeon HD 7640G + 7450M Dual</u></a>	754	846	NA	NA
<a href="#"><u>Radeon HD 7640G + 7470M Dual</u></a>	595	1012	NA	NA
<a href="#"><u>Radeon HD 7640G + 7500/7600 Dual</u></a>	627	981	NA	NA
<a href="#"><u>Radeon HD 7640G + 7500M/7600M Dual</u></a>	775	816	NA	NA
<a href="#"><u>Radeon HD 7640G + 7600M Dual</u></a>	705	896	NA	NA
<a href="#"><u>Radeon HD 7640G + 7610M Dual</u></a>	510	1112	NA	NA
<a href="#"><u>Radeon HD 7640G + 7650M Dual</u></a>	747	855	NA	NA
<a href="#"><u>Radeon HD 7640G + 7670M Dual</u></a>	644	958	NA	NA
<a href="#"><u>Radeon HD 7640G + 7690M Dual</u></a>	945	686	NA	NA
<a href="#"><u>Radeon HD 7640G + 7700M Dual</u></a>	690	907	NA	NA
<a href="#"><u>Radeon HD 7640G + 8500M Dual</u></a>	585	1022	NA	NA
<a href="#"><u>Radeon HD 7640G + 8570M Dual</u></a>	558	1054	NA	NA
<a href="#"><u>Radeon HD 7640G + 8600/8700M Dual</u></a>	688	911	NA	NA
<a href="#"><u>Radeon HD 7640G + 8600M Dual</u></a>	249	1341	NA	NA
<a href="#"><u>Radeon HD 7640G + 8670M Dual</u></a>	558	1053	NA	NA
<a href="#"><u>Radeon HD 7640G + 8750M Dual</u></a>	654	945	NA	NA
<a href="#"><u>Radeon HD 7640G + HD 7400M Dual</u></a>	621	985	NA	NA
<a href="#"><u>Radeon HD 7640G + HD 7500/7600 Dual</u></a>	423	1197	NA	NA
<a href="#"><u>Radeon HD 7640G + HD 7600M Dual</u></a>	704	901	NA	NA
<a href="#"><u>Radeon HD 7640G + HD 7600M N HD 7600M Dual</u></a>	406	1212	NA	NA
<a href="#"><u>Radeon HD 7640G + HD 7670M Dual</u></a>	659	942	NA	NA
<a href="#"><u>Radeon HD 7640G + HD 7700M Dual</u></a>	589	1016	NA	NA

CPU Benchmarks

Video Card Benchmarks

Hard Drive Benchmarks

RAM

PC Systems

Android

iOS / iPhone

Videocard Name	Passmark G3D Mark (higher is better)	Rank (lower is better)	Videocard Value (higher is better)	Price (USD)
<a href="#">Radeon HD 7640G + HD 7700M N HD 7700M Dual</a>	630	976	NA	NA
<a href="#">Radeon HD 7640G + HD 8500M Dual</a>	607	1002	NA	NA
<a href="#">Radeon HD 7640G + HD 8500M N HD 8500M Dual</a>	665	932	NA	NA
<a href="#">Radeon HD 7640G + HD 8570M Dual</a>	696	904	NA	NA
<a href="#">Radeon HD 7640G + HD 8600/8700M Dual</a>	586	1021	NA	NA
<a href="#">Radeon HD 7640G + HD 8670M Dual</a>	677	925	NA	NA
<a href="#">Radeon HD 7640G + HD 8750M Dual</a>	996	657	NA	NA
<a href="#">Radeon HD 7640G + R5 M200 Dual</a>	559	1051	NA	NA
<a href="#">Radeon HD 7640G N HD 7640G + HD 7600M N HD 7600M D</a>	824	775	NA	NA
Videocard Name	Passmark G3D Mark (higher is better)	Rank (lower is better)	Videocard Value (higher is better)	Price (USD)
<a href="#">Radeon HD 7640G N HD 7640G + HD 7670M Dual</a>	679	923	NA	NA
<a href="#">Radeon HD 7640G N HD 7640G + HD 8570M Dual</a>	422	1200	NA	NA
<a href="#">Radeon HD 7650A</a>	792	803	<a href="#">3.03</a>	<a href="#">\$262.00*</a>
<a href="#">Radeon HD 7650M</a>	564	1047	NA	NA
<a href="#">Radeon HD 7660D</a>	512	1109	NA	NA
<a href="#">Radeon HD 7660D + 6570 Dual</a>	1100	594	NA	NA
<a href="#">Radeon HD 7660D + 6670 Dual</a>	1238	542	NA	NA
<a href="#">Radeon HD 7660D + 7470 Dual</a>	465	1162	NA	NA
<a href="#">Radeon HD 7660D + 7500 Dual</a>	1121	583	NA	NA
<a href="#">Radeon HD 7660D + 7540D Dual</a>	1204	555	NA	NA
<a href="#">Radeon HD 7660D + 7670 Dual</a>	1061	607	NA	NA
<a href="#">Radeon HD 7660D + HD 6670 Dual</a>	1484	472	NA	NA
<a href="#">Radeon HD 7660D + HD 7000 Dual</a>	633	970	NA	NA
<a href="#">Radeon HD 7660D + HD 7400 Dual</a>	339	1254	NA	NA
<a href="#">Radeon HD 7660D + HD 7700 Dual</a>	1958	390	NA	NA
<a href="#">Radeon HD 7660D + R5 235 Dual</a>	523	1097	NA	NA
<a href="#">Radeon HD 7660D + R7 240 Dual</a>	941	690	NA	NA
<a href="#">Radeon HD 7660G</a>	797	798	NA	NA
<a href="#">Radeon HD 7660G + 7400M Dual</a>	588	1019	NA	NA
<a href="#">Radeon HD 7660G + 7470M Dual</a>	630	977	NA	NA
<a href="#">Radeon HD 7660G + 7600M Dual</a>	831	767	NA	NA

CPU Benchmarks

Video Card Benchmarks

Hard Drive Benchmarks

RAM

PC Systems

Android

iOS / iPhone

Videocard Name	Passmark G3D Mark (higher is better)	Rank (lower is better)	Videocard Value (higher is better)	Price (USD)
<a href="#">Radeon HD 7660G + 7610M Dual</a>	745	858	NA	NA
<a href="#">Radeon HD 7660G + 7670M Dual</a>	743	862	NA	NA
<a href="#">Radeon HD 7660G + 7700M Dual</a>	757	842	NA	NA
<a href="#">Radeon HD 7660G + 7730M Dual</a>	931	696	NA	NA
<a href="#">Radeon HD 7660G + 8600M Dual</a>	445	1177	NA	NA
<a href="#">Radeon HD 7660G + 8670M Dual</a>	587	1020	NA	NA
<a href="#">Radeon HD 7660G + HD 7500/7600 7500/7600 Dual</a>	1002	650	NA	NA
<a href="#">Radeon HD 7660G + HD 7500/7600 Dual</a>	760	836	NA	NA
<a href="#">Radeon HD 7660G + HD 7500M/7600M Dual</a>	999	656	NA	NA
<a href="#">Radeon HD 7660G + HD 7600M Dual</a>	769	824	NA	NA
<a href="#">Radeon HD 7660G + HD 7600M N HD 7600M Dual</a>	460	1167	NA	NA
<a href="#">Radeon HD 7660G + HD 7670M Dual</a>	706	894	NA	NA
<a href="#">Radeon HD 7660G + HD 7700M Dual</a>	751	849	NA	NA
<a href="#">Radeon HD 7660G + HD 7730M Dual</a>	881	733	NA	NA
<a href="#">Radeon HD 7660G + HD 8500M Dual</a>	758	837	NA	NA
<a href="#">Radeon HD 7660G + HD 8600/8700M Dual</a>	747	856	NA	NA
<a href="#">Radeon HD 7660G + HD 8600M Dual</a>	363	1237	NA	NA
<a href="#">Radeon HD 7660G + HD 8670M Dual</a>	711	889	NA	NA
<a href="#">Radeon HD 7660G N HD 7660G + HD 7600M N HD 7600M D</a>	722	877	NA	NA
<a href="#">Radeon HD 7660G N HD 7660G + HD 7670M Dual</a>	704	899	NA	NA
<a href="#">Radeon HD 7660G N HD 7660G + HD 7700M N HD 7700M D</a>	966	671	NA	NA
<a href="#">Radeon HD 7670</a>	1124	580	NA	NA
<a href="#">Radeon HD 7670A</a>	1050	617	NA	NA
<a href="#">Radeon HD 7670M</a>	811	788	<a href="#">1.29</a>	<a href="#">\$629.99*</a>
<a href="#">Radeon HD 7670M + 7670M Dual</a>	738	868	NA	NA
<a href="#">Radeon HD 7690M</a>	1003	649	NA	NA
<a href="#">Radeon HD 7690M XT</a>	1009	647	NA	NA
<a href="#">Radeon HD 7700-serie</a>	1899	400	NA	NA
Videocard Name	Passmark G3D Mark (higher is better)	Rank (lower is better)	Videocard Value (higher is better)	Price (USD)
<a href="#">Radeon HD 7730</a>	1461	475	<a href="#">29.23</a>	<a href="#">\$49.99*</a>
<a href="#">Radeon HD 7730M</a>	1000	653	NA	NA

CPU Benchmarks

Video Card Benchmarks

Hard Drive Benchmarks

RAM

PC Systems

Android

iOS / iPhone

Videocard Name	Passmark G3D Mark (higher is better)	Rank (lower is better)	Videocard Value (higher is better)	Price (USD)
<a href="#">Radeon HD 7750</a>	1771	424	<a href="#">12.13</a>	<a href="#">\$145.99</a>
<a href="#">Radeon HD 7750M</a>	1191	556	NA	NA
<a href="#">Radeon HD 7770</a>	2122	365	<a href="#">14.61</a>	<a href="#">\$145.32*</a>
<a href="#">Radeon HD 7790</a>	3243	272	<a href="#">17.99</a>	<a href="#">\$180.32*</a>
<a href="#">Radeon HD 7800-serie</a>	4029	223	NA	NA
<a href="#">Radeon HD 7850</a>	3867	232	<a href="#">51.57</a>	<a href="#">\$75.00*</a>
<a href="#">Radeon HD 7850M</a>	1372	496	NA	NA
<a href="#">Radeon HD 7870</a>	4799	182	<a href="#">32.65</a>	<a href="#">\$147.00*</a>
<a href="#">Radeon HD 7870 XT</a>	4469	196	NA	NA
<a href="#">Radeon HD 7870M</a>	1507	467	NA	NA
<a href="#">Radeon HD 7950 / R9 280</a>	4764	183	<a href="#">43.71</a>	<a href="#">\$109.00*</a>
<a href="#">Radeon HD 7970 / R9 280X</a>	5247	163	<a href="#">41.65</a>	<a href="#">\$125.99*</a>
<a href="#">Radeon HD 7970M</a>	4035	221	NA	NA
<a href="#">Radeon HD 7990</a>	5565	151	<a href="#">5.62</a>	<a href="#">\$990.44*</a>
<a href="#">Radeon HD 8180</a>	195	1398	NA	NA
<a href="#">Radeon HD 8210</a>	250	1340	NA	NA
<a href="#">Radeon HD 8210E</a>	193	1400	NA	NA
<a href="#">Radeon HD 8240</a>	278	1313	NA	NA
<a href="#">Radeon HD 8250</a>	257	1335	NA	NA
<a href="#">Radeon HD 8280</a>	319	1277	NA	NA
<a href="#">Radeon HD 8280E</a>	314	1281	NA	NA
<a href="#">Radeon HD 8280G</a>	269	1323	NA	NA
<a href="#">Radeon HD 8310E</a>	340	1253	NA	NA
<a href="#">Radeon HD 8330</a>	332	1263	NA	NA
<a href="#">Radeon HD 8330E</a>	269	1324	NA	NA
<a href="#">Radeon HD 8350</a>	265	1327	<a href="#">11.47</a>	<a href="#">\$23.18*</a>
<a href="#">Radeon HD 8350G</a>	443	1182	NA	NA
<a href="#">Radeon HD 8370D</a>	433	1192	NA	NA
<a href="#">Radeon HD 8400</a>	327	1270	NA	NA
<a href="#">Radeon HD 8400E</a>	339	1255	NA	NA
<a href="#">Radeon HD 8410G</a>	435	1190	NA	NA
<a href="#">Radeon HD 8450G</a>	416	1206	NA	NA
<a href="#">Radeon HD 8450G + 8600/8700M Dual</a>	1070	603	NA	NA
<a href="#">Radeon HD 8450G + 8600M Dual</a>	545	1074	NA	NA

CPU Benchmarks

Video Card Benchmarks

Hard Drive Benchmarks

RAM

PC Systems

Android

iOS / iPhone

Videocard Name	Passmark G3D Mark (higher is better)	Rank (lower is better)	Videocard Value (higher is better)	Price (USD)
<a href="#"><u>Radeon HD 8450G + 8670M Dual</u></a>	474	1146	NA	NA
<a href="#"><u>Radeon HD 8450G + 8750M Dual</u></a>	637	964	NA	NA
<a href="#"><u>Radeon HD 8450G + HD 8600M Dual</u></a>	452	1172	NA	NA
<a href="#"><u>Radeon HD 8450G + HD 8670M Dual</u></a>	574	1038	NA	NA
<a href="#"><u>Radeon HD 8450G + HD 8750M Dual</u></a>	503	1119	NA	NA
<a href="#"><u>Radeon HD 8450G + R5 M230 Dual</u></a>	578	1029	NA	NA
<a href="#"><u>Radeon HD 8470</u></a>	341	1252	NA	NA
<a href="#"><u>Radeon HD 8470D</u></a>	430	1193	NA	NA
<a href="#"><u>Radeon HD 8470D + 6450 Dual</u></a>	717	884	NA	NA
<a href="#"><u>Radeon HD 8470D + 6570 Dual</u></a>	837	758	NA	NA
<a href="#"><u>Radeon HD 8470D + HD 6450 Dual</u></a>	862	744	NA	NA
<a href="#"><u>Radeon HD 8470D + HD 6670 Dual</u></a>	1435	482	NA	NA
<a href="#"><u>Radeon HD 8470D + HD 7500 Dual</u></a>	1545	460	NA	NA
Videocard Name	Passmark G3D Mark (higher is better)	Rank (lower is better)	Videocard Value (higher is better)	Price (USD)
<a href="#"><u>Radeon HD 8490</u></a>	376	1227	<a href="#"><u>6.31</u></a>	<a href="#"><u>\$59.68*</u></a>
<a href="#"><u>Radeon HD 8500M</u></a>	487	1135	NA	NA
<a href="#"><u>Radeon HD 8500M/8700M</u></a>	852	750	NA	NA
<a href="#"><u>Radeon HD 8510G</u></a>	443	1181	NA	NA
<a href="#"><u>Radeon HD 8510G + 8500M Dual</u></a>	596	1010	NA	NA
<a href="#"><u>Radeon HD 8510G + HD 8500M Dual</u></a>	629	978	NA	NA
<a href="#"><u>Radeon HD 8550D</u></a>	685	914	NA	NA
<a href="#"><u>Radeon HD 8550G</u></a>	469	1156	NA	NA
<a href="#"><u>Radeon HD 8550G + 7600M Dual</u></a>	901	714	NA	NA
<a href="#"><u>Radeon HD 8550G + 8500M Dual</u></a>	602	1006	NA	NA
<a href="#"><u>Radeon HD 8550G + 8570M Dual</u></a>	532	1086	NA	NA
<a href="#"><u>Radeon HD 8550G + 8600/8700M Dual</u></a>	802	793	NA	NA
<a href="#"><u>Radeon HD 8550G + 8600M Dual</u></a>	617	991	NA	NA
<a href="#"><u>Radeon HD 8550G + 8670M Dual</u></a>	579	1028	NA	NA
<a href="#"><u>Radeon HD 8550G + 8690M Dual</u></a>	664	934	NA	NA
<a href="#"><u>Radeon HD 8550G + 8750M Dual</u></a>	795	802	NA	NA
<a href="#"><u>Radeon HD 8550G + HD 7600M Dual</u></a>	854	748	NA	NA
<a href="#"><u>Radeon HD 8550G + HD 8500M Dual</u></a>	558	1052	NA	NA
<a href="#"><u>Radeon HD 8550G + HD 8570M Dual</u></a>	529	1092	NA	NA
<a href="#"><u>Radeon HD 8550G + HD 8600/8700M Dual</u></a>	654	946	NA	NA

CPU Benchmarks

Video Card Benchmarks

Hard Drive Benchmarks

RAM

PC Systems

Android

iOS / iPhone

Videocard Name	Passmark G3D Mark (higher is better)	Rank (lower is better)	Videocard Value (higher is better)	Price (USD)
<a href="#">Radeon HD 8550G + HD 8600M Dual</a>	593	1013	NA	NA
<a href="#">Radeon HD 8550G + HD 8670M Dual</a>	546	1073	NA	NA
<a href="#">Radeon HD 8550G + HD 8750M Dual</a>	819	780	NA	NA
<a href="#">Radeon HD 8550G + R5 M200 Dual</a>	619	990	NA	NA
<a href="#">Radeon HD 8550G + R5 M230 Dual</a>	667	931	NA	NA
<a href="#">Radeon HD 8550G N HD 8550G + HD 8600M N HD 8600M D</a>	611	997	NA	NA
<a href="#">Radeon HD 8570</a>	993	659	<a href="#">10.07</a>	<a href="#">\$98.68*</a>
<a href="#">Radeon HD 8570 + 8670D Dual</a>	620	988	NA	NA
<a href="#">Radeon HD 8570 + HD 7660D Dual</a>	949	682	NA	NA
<a href="#">Radeon HD 8570D</a>	624	983	NA	NA
<a href="#">Radeon HD 8570D + 6570 Dual</a>	1239	541	NA	NA
<a href="#">Radeon HD 8570D + 6670 Dual</a>	1039	627	NA	NA
<a href="#">Radeon HD 8570D + HD 6570 Dual</a>	868	742	NA	NA
<a href="#">Radeon HD 8570D + HD 6670 Dual</a>	1260	533	NA	NA
<a href="#">Radeon HD 8570D + HD 7000 Dual</a>	753	847	NA	NA
<a href="#">Radeon HD 8570D + HD 7700 Dual</a>	1834	409	NA	NA
<a href="#">Radeon HD 8570D + HD 8470 Dual</a>	338	1257	NA	NA
<a href="#">Radeon HD 8570D + HD 8570 Dual</a>	1032	630	NA	NA
<a href="#">Radeon HD 8570D + HD8490 Dual</a>	374	1230	NA	NA
<a href="#">Radeon HD 8570D + R5 235 Dual</a>	470	1155	NA	NA
<a href="#">Radeon HD 8570D + R7 200 Dual</a>	999	655	NA	NA
<a href="#">Radeon HD 8570D + R7 240 Dual</a>	963	673	NA	NA
<a href="#">Radeon HD 8570M</a>	531	1088	NA	NA
<a href="#">Radeon HD 8600/8700M</a>	1029	633	NA	NA
<a href="#">Radeon HD 8610G</a>	552	1064	NA	NA
<a href="#">Radeon HD 8610G + 8500M Dual</a>	610	999	NA	NA
<a href="#">Radeon HD 8610G + 8600M Dual</a>	588	1017	NA	NA
<a href="#">Radeon HD 8610G + 8670M Dual</a>	599	1007	NA	NA
<a href="#">Radeon HD 8610G + HD 8500M Dual</a>	645	957	NA	NA
Videocard Name	Passmark G3D Mark (higher is better)	Rank (lower is better)	Videocard Value (higher is better)	Price (USD)
<a href="#">Radeon HD 8610G + HD 8600M Dual</a>	583	1024	NA	NA
<a href="#">Radeon HD 8610G + HD 8670M Dual</a>	577	1030	NA	NA
<a href="#">Radeon HD 8610G + R5 M200 Dual</a>	676	927	NA	NA



CPU Benchmarks

Video Card Benchmarks

Hard Drive Benchmarks

RAM

PC Systems

Android

iOS / iPhone

Videocard Name	Passmark G3D Mark (higher is better)	Rank (lower is better)	Videocard Value (higher is better)	Price (USD)
<a href="#"><u>Radeon HD 8650D</u></a>	525	1096	NA	NA
<a href="#"><u>Radeon HD 8650G</u></a>	910	710	NA	NA
<a href="#"><u>Radeon HD 8650G + 7600M Dual</u></a>	741	864	NA	NA
<a href="#"><u>Radeon HD 8650G + 7670M Dual</u></a>	883	730	NA	NA
<a href="#"><u>Radeon HD 8650G + 7700M Dual</u></a>	1126	579	NA	NA
<a href="#"><u>Radeon HD 8650G + 8500M Dual</u></a>	626	982	NA	NA
<a href="#"><u>Radeon HD 8650G + 8570M Dual</u></a>	654	947	NA	NA
<a href="#"><u>Radeon HD 8650G + 8600/8700M Dual</u></a>	831	766	NA	NA
<a href="#"><u>Radeon HD 8650G + 8600M Dual</u></a>	613	996	NA	NA
<a href="#"><u>Radeon HD 8650G + 8670M Dual</u></a>	635	966	NA	NA
<a href="#"><u>Radeon HD 8650G + 8750M Dual</u></a>	786	806	NA	NA
<a href="#"><u>Radeon HD 8650G + HD 7600M Dual</u></a>	819	779	NA	NA
<a href="#"><u>Radeon HD 8650G + HD 7670M Dual</u></a>	634	969	NA	NA
<a href="#"><u>Radeon HD 8650G + HD 8570M Dual</u></a>	716	886	NA	NA
<a href="#"><u>Radeon HD 8650G + HD 8600/8700M Dual</u></a>	763	832	NA	NA
<a href="#"><u>Radeon HD 8650G + HD 8600M Dual</u></a>	606	1003	NA	NA
<a href="#"><u>Radeon HD 8650G + HD 8600M N HD 8600M Dual</u></a>	757	840	NA	NA
<a href="#"><u>Radeon HD 8650G + HD 8670M Dual</u></a>	585	1023	NA	NA
<a href="#"><u>Radeon HD 8650G + HD 8750M Dual</u></a>	778	813	NA	NA
<a href="#"><u>Radeon HD 8650G + HD 8790M Dual</u></a>	799	796	NA	NA
<a href="#"><u>Radeon HD 8650G + R5 M200 Dual</u></a>	722	878	NA	NA
<a href="#"><u>Radeon HD 8650G + R5 M230 Dual</u></a>	686	913	NA	NA
<a href="#"><u>Radeon HD 8650G N HD 8650G + HD 8570M Dual</u></a>	773	820	NA	NA
<a href="#"><u>Radeon HD 8650G N HD 8650G + HD 8600/8700M Dual</u></a>	796	801	NA	NA
<a href="#"><u>Radeon HD 8650G N HD 8650G + HD 8600M N HD 8600M D</u></a>	679	921	NA	NA
<a href="#"><u>Radeon HD 8670D</u></a>	780	812	NA	NA
<a href="#"><u>Radeon HD 8670D + 6670 Dual</u></a>	1361	501	NA	NA
<a href="#"><u>Radeon HD 8670D + 7000 Dual</u></a>	811	787	NA	NA
<a href="#"><u>Radeon HD 8670D + 7700 Dual</u></a>	1788	422	NA	NA
<a href="#"><u>Radeon HD 8670D + 8570 Dual</u></a>	974	666	NA	NA
<a href="#"><u>Radeon HD 8670D + HD 6670 Dual</u></a>	1221	549	NA	NA
<a href="#"><u>Radeon HD 8670D + HD 7000 Dual</u></a>	718	883	NA	NA

CPU Benchmarks

Video Card Benchmarks

Hard Drive Benchmarks

RAM

PC Systems

Android

iOS / iPhone

Videocard Name	Passmark G3D Mark (higher is better)	Rank (lower is better)	Videocard Value (higher is better)	Price (USD)
<a href="#"><u>Radeon HD 8670D + HD 7600 Dual</u></a>	1317	508	NA	NA
<a href="#"><u>Radeon HD 8670D + HD 7700 Dual</u></a>	1892	401	NA	NA
<a href="#"><u>Radeon HD 8670D + R5 235 Dual</u></a>	836	759	NA	NA
<a href="#"><u>Radeon HD 8670D + R5 330 Dual</u></a>	746	857	NA	NA
<a href="#"><u>Radeon HD 8670D + R7 200 Dual</u></a>	949	681	NA	NA
<a href="#"><u>Radeon HD 8670D + R7 240 Dual</u></a>	1020	640	NA	NA
<a href="#"><u>Radeon HD 8670D N HD 8670D + HD 8670D Dual</u></a>	488	1134	NA	NA
<a href="#"><u>Radeon HD 8670M</u></a>	520	1100	NA	NA
<a href="#"><u>Radeon HD 8690A</u></a>	514	1105	NA	NA
<a href="#"><u>Radeon HD 8690M</u></a>	984	663	NA	NA
<a href="#"><u>Radeon HD 8730M</u></a>	881	732	NA	NA
<a href="#"><u>Radeon HD 8750M</u></a>	888	726	NA	NA
<a href="#"><u>Radeon HD 8790M</u></a>	1305	515	NA	NA
<a href="#"><u>Radeon HD 8790M / R9 M290X</u></a>	1210	552	NA	NA
Videocard Name	Passmark G3D Mark (higher is better)	Rank (lower is better)	Videocard Value (higher is better)	Price (USD)
<a href="#"><u>Radeon HD 8850M</u></a>	973	668	NA	NA
<a href="#"><u>Radeon HD 8850M / R9 M265X</u></a>	1139	572	NA	NA
<a href="#"><u>Radeon HD 8870M</u></a>	1638	443	NA	NA
<a href="#"><u>Radeon HD 8870M / R9 M270X / M370X</u></a>	1799	418	NA	NA
<a href="#"><u>Radeon HD 8950</u></a>	2990	291	NA	NA
<a href="#"><u>Radeon HD 8970M</u></a>	3876	231	<a href="#"><u>27.69</u></a>	<a href="#"><u>\$139.99*</u></a>
<a href="#"><u>Radeon HD 8990</u></a>	5216	165	NA	NA
<a href="#"><u>Radeon HD HD7850M</u></a>	1651	440	NA	NA
<a href="#"><u>Radeon HD4650</u></a>	239	1351	NA	NA
<a href="#"><u>Radeon HD4670</u></a>	365	1234	NA	NA
<a href="#"><u>RADEON HD6370D</u></a>	320	1275	NA	NA
<a href="#"><u>RADEON HD6410D</u></a>	422	1199	NA	NA
<a href="#"><u>RADEON HD6530D</u></a>	531	1089	NA	NA
<a href="#"><u>RADEON HD7450</u></a>	199	1394	<a href="#"><u>8.95</u></a>	<a href="#"><u>\$22.25*</u></a>
<a href="#"><u>Radeon HD7570</u></a>	1028	635	NA	NA
<a href="#"><u>Radeon HD8490</u></a>	279	1311	NA	NA
<a href="#"><u>Radeon HD8530M</u></a>	490	1132	NA	NA
<a href="#"><u>Radeon HD8970M</u></a>	3368	258	NA	NA

CPU Benchmarks

Video Card Benchmarks

Hard Drive Benchmarks

RAM

PC Systems

Android

iOS / iPhone

Videocard Name	Passmark G3D Mark (higher is better)	Rank (lower is better)	Videocard Value (higher is better)	Price (USD)
<a href="#">Radeon HDG 4670</a>	170	1427	NA	NA
<a href="#">RADEON IGP 320</a>	3	1987	NA	NA
<a href="#">Radeon IGP 320M</a>	3	1994	NA	NA
<a href="#">Radeon IGP 340M</a>	2	2031	NA	NA
<a href="#">RADEON IGP 345M</a>	2	2020	NA	NA
<a href="#">RADEON IGP 34xM</a>	1	2041	NA	NA
<a href="#">RADEON IGP 350M</a>	6	1921	NA	NA
<a href="#">Radeon Infoshock 3000</a>	106	1542	NA	NA
<a href="#">Radeon Instinct MI25 MxGPU</a>	10466	63	NA	NA
<a href="#">Radeon M535DX</a>	749	853	NA	NA
<a href="#">Radeon Pro 450</a>	2722	309	NA	NA
<a href="#">Radeon Pro 455</a>	3112	281	<a href="#">6.93</a>	<a href="#">\$449.00*</a>
<a href="#">Radeon Pro 460</a>	3452	256	NA	NA
<a href="#">Radeon Pro 465</a>	4537	192	NA	NA
<a href="#">Radeon Pro 5300M</a>	5881	143	NA	NA
<a href="#">Radeon Pro 5500M</a>	7017	116	NA	NA
<a href="#">Radeon Pro 555</a>	3140	279	NA	NA
<a href="#">Radeon Pro 560</a>	3475	254	NA	NA
<a href="#">Radeon Pro 560X</a>	3677	243	NA	NA
<a href="#">Radeon Pro 570</a>	6336	128	NA	NA
<a href="#">Radeon Pro 580</a>	7753	104	NA	NA
<a href="#">Radeon Pro 580X</a>	7540	110	NA	NA
<a href="#">Radeon Pro Duo</a>	9436	79	<a href="#">21.02</a>	<a href="#">\$449.00*</a>
<a href="#">Radeon Pro SSG</a>	10497	61	NA	NA
<a href="#">Radeon Pro V340 MxGPU</a>	2853	302	NA	NA
<a href="#">Radeon Pro Vega 16</a>	4682	188	NA	NA
<a href="#">Radeon Pro Vega 20</a>	6318	130	NA	NA
<a href="#">Radeon Pro Vega 48</a>	11872	48	NA	NA
<a href="#">Radeon Pro Vega 56</a>	11915	47	NA	NA
<a href="#">Radeon Pro Vega 64</a>	11455	52	NA	NA
<a href="#">Radeon Pro Vega II</a>	11918	46	NA	NA
Videocard Name	Passmark G3D Mark (higher is better)	Rank (lower is better)	Videocard Value (higher is better)	Price (USD)
<a href="#">Radeon Pro W5500</a>	9171	83	NA	NA
<a href="#">Radeon Pro W5500M</a>	1813	415	NA	NA

CPU Benchmarks

Video Card Benchmarks

Hard Drive Benchmarks

RAM

PC Systems

Android

iOS / iPhone

Videocard Name	Passmark G3D Mark (higher is better)	Rank (lower is better)	Videocard Value (higher is better)	Price (USD)
<a href="#"><u>Radeon Pro W5700</u></a>	14615	23	<a href="#"><u>18.27</u></a>	<a href="#"><u>\$799.99</u></a>
<a href="#"><u>Radeon Pro WX 2100</u></a>	1679	435	NA	NA
<a href="#"><u>Radeon Pro WX 3100</u></a>	3295	266	NA	NA
<a href="#"><u>Radeon Pro WX 4100</u></a>	3817	236	<a href="#"><u>14.68</u></a>	<a href="#"><u>\$259.99</u></a>
<a href="#"><u>Radeon Pro WX 4130</u></a>	2984	292	NA	NA
<a href="#"><u>Radeon Pro WX 4150</u></a>	3151	277	NA	NA
<a href="#"><u>Radeon Pro WX 4170</u></a>	1409	489	NA	NA
<a href="#"><u>Radeon Pro WX 5100</u></a>	5304	161	<a href="#"><u>14.90</u></a>	<a href="#"><u>\$355.99</u></a>
<a href="#"><u>Radeon Pro WX 7100</u></a>	8303	94	<a href="#"><u>16.61</u></a>	<a href="#"><u>\$499.99</u></a>
<a href="#"><u>Radeon Pro WX 7130</u></a>	2146	360	NA	NA
<a href="#"><u>Radeon PRO WX 8200</u></a>	13276	34	<a href="#"><u>13.69</u></a>	<a href="#"><u>\$969.99</u></a>
<a href="#"><u>Radeon Pro WX 9100</u></a>	10895	58	NA	NA
<a href="#"><u>Radeon Pro WX Vega M GL</u></a>	6049	139	NA	NA
<a href="#"><u>Radeon Pro WX3200</u></a>	1766	425	NA	NA
<a href="#"><u>Radeon Pro WX4100</u></a>	3953	226	NA	NA
<a href="#"><u>Radeon R1E</u></a>	301	1291	NA	NA
<a href="#"><u>Radeon R2</u></a>	302	1290	NA	NA
<a href="#"><u>Radeon R2E</u></a>	242	1350	NA	NA
<a href="#"><u>Radeon R3</u></a>	358	1241	NA	NA
<a href="#"><u>Radeon R3E</u></a>	247	1343	NA	NA
<a href="#"><u>Radeon R4</u></a>	354	1244	NA	NA
<a href="#"><u>Radeon R4E</u></a>	487	1136	NA	NA
<a href="#"><u>Radeon R5 220</u></a>	142	1459	<a href="#"><u>1.68</u></a>	<a href="#"><u>\$85.26*</u></a>
<a href="#"><u>Radeon R5 230</u></a>	242	1349	<a href="#"><u>4.04</u></a>	<a href="#"><u>\$59.99*</u></a>
<a href="#"><u>Radeon R5 235</u></a>	368	1232	<a href="#"><u>6.12</u></a>	<a href="#"><u>\$60.13*</u></a>
<a href="#"><u>Radeon R5 235 + HD 7560D Dual</u></a>	743	860	NA	NA
<a href="#"><u>Radeon R5 235 + HD 8570D Dual</u></a>	737	869	NA	NA
<a href="#"><u>Radeon R5 235X</u></a>	367	1233	NA	NA
<a href="#"><u>Radeon R5 240</u></a>	489	1133	<a href="#"><u>8.02</u></a>	<a href="#"><u>\$61.00*</u></a>
<a href="#"><u>Radeon R5 310</u></a>	331	1265	<a href="#"><u>0.66</u></a>	<a href="#"><u>\$499.00*</u></a>
<a href="#"><u>Radeon R5 330</u></a>	557	1056	<a href="#"><u>1.64</u></a>	<a href="#"><u>\$339.99*</u></a>
<a href="#"><u>Radeon R5 340</u></a>	1054	612	NA	NA
<a href="#"><u>Radeon R5 420</u></a>	757	841	<a href="#"><u>18.96</u></a>	<a href="#"><u>\$39.95*</u></a>
<a href="#"><u>Radeon R5 430</u></a>	1015	643	<a href="#"><u>1.24</u></a>	<a href="#"><u>\$819.00*</u></a>

CPU Benchmarks

Video Card Benchmarks

Hard Drive Benchmarks

RAM

PC Systems

Android

iOS / iPhone

Videocard Name	Passmark G3D Mark (higher is better)	Rank (lower is better)	Videocard Value (higher is better)	Price (USD)
<a href="#"><u>Radeon R5 A10-9600P 4C+6G</u></a>	805	791	NA	NA
<a href="#"><u>Radeon R5 A10-9620P 4C+6G</u></a>	796	800	NA	NA
<a href="#"><u>Radeon R5 A10-9630P 4C+6G</u></a>	1366	498	NA	NA
<a href="#"><u>Radeon R5 A240</u></a>	576	1033	NA	NA
<a href="#"><u>Radeon R5 A6-7480</u></a>	675	929	NA	NA
<a href="#"><u>Radeon R5 A6-8500P</u></a>	776	815	NA	NA
<a href="#"><u>Radeon R5 A6-9400 RADEON R5_6 COMPUTE CORES 2C+4G</u></a>	680	920	NA	NA
<a href="#"><u>Radeon R5 A6-9500 2C+6G</u></a>	1040	624	NA	NA
<a href="#"><u>Radeon R5 A6-9500E 2C+4G</u></a>	1014	645	NA	NA
<a href="#"><u>Radeon R5 M230</u></a>	446	1176	NA	NA
<a href="#"><u>Radeon R5 M240</u></a>	556	1058	NA	NA
<a href="#"><u>Radeon R5 M255</u></a>	764	830	NA	NA
<a href="#"><u>Radeon R5 M315</u></a>	609	1000	NA	NA
Videocard Name	Passmark G3D Mark (higher is better)	Rank (lower is better)	Videocard Value (higher is better)	Price (USD)
<a href="#"><u>Radeon R5 M320</u></a>	520	1099	NA	NA
<a href="#"><u>Radeon R5 M330</u></a>	595	1011	NA	NA
<a href="#"><u>Radeon R5 M335</u></a>	548	1067	NA	NA
<a href="#"><u>Radeon R5 M420</u></a>	546	1072	NA	NA
<a href="#"><u>Radeon R5 M430</u></a>	648	954	NA	NA
<a href="#"><u>Radeon R5 M435</u></a>	734	871	NA	NA
<a href="#"><u>Radeon R5 Opteron X3216</u></a>	436	1189	NA	NA
<a href="#"><u>Radeon R5 PRO A10-8730B 4C+6G</u></a>	822	776	NA	NA
<a href="#"><u>Radeon R5 PRO A6-8500B 2C+4G</u></a>	508	1115	NA	NA
<a href="#"><u>Radeon R5 PRO A6-8530B 2C+4G</u></a>	689	909	NA	NA
<a href="#"><u>Radeon R5 PRO A6-8570 2C+6G</u></a>	1079	601	NA	NA
<a href="#"><u>Radeon R5 PRO A6-8570E 2C+4G</u></a>	839	756	NA	NA
<a href="#"><u>Radeon R5 PRO A6-9500 2C+6G</u></a>	895	719	NA	NA
<a href="#"><u>Radeon R5 PRO A6-9500B 2C+4G</u></a>	693	906	NA	NA
<a href="#"><u>Radeon R5 PRO A6-9500E 2C+4G</u></a>	877	735	NA	NA
<a href="#"><u>Radeon R5 PRO A8-9600B 4C+6G</u></a>	845	752	NA	NA
<a href="#"><u>Radeon R5E</u></a>	338	1256	NA	NA
<a href="#"><u>Radeon R6</u></a>	498	1124	NA	NA
<a href="#"><u>Radeon R6 + R7 M265DX Dual</u></a>	570	1042	NA	NA

CPU Benchmarks

Video Card Benchmarks

Hard Drive Benchmarks

RAM

PC Systems

Android

iOS / iPhone

Videocard Name	Passmark G3D Mark (higher is better)	Rank (lower is better)	Videocard Value (higher is better)	Price (USD)
<a href="#"><u>Radeon R6 A10-8700P</u></a>	441	1185	NA	NA
<a href="#"><u>Radeon R6 A10-9600P 4C+6G</u></a>	970	669	NA	NA
<a href="#"><u>Radeon R6 A8-8600P</u></a>	560	1050	NA	NA
<a href="#"><u>Radeon R6 M255DX</u></a>	417	1204	NA	NA
<a href="#"><u>Radeon R6 Opteron X3418</u></a>	955	678	NA	NA
<a href="#"><u>Radeon R6 PRO A10-8700B 4C+6G</u></a>	511	1111	NA	NA
<a href="#"><u>Radeon R6 PRO A8-8600B 4C+6G</u></a>	363	1238	NA	NA
<a href="#"><u>Radeon R7 + HD 7700 Dual</u></a>	1962	388	NA	NA
<a href="#"><u>Radeon R7 + R5 330 Dual</u></a>	1028	636	NA	NA
<a href="#"><u>Radeon R7 + R5 340 Dual</u></a>	1234	544	NA	NA
<a href="#"><u>Radeon R7 + R5 435 Dual A10-9700 RADEON</u></a>	885	728	NA	NA
<a href="#"><u>Radeon R7 + R5 Dual</u></a>	897	717	NA	NA
<a href="#"><u>Radeon R7 + R7 200 Dual</u></a>	1279	525	NA	NA
<a href="#"><u>Radeon R7 + R7 240 Dual</u></a>	1045	621	NA	NA
<a href="#"><u>Radeon R7 + R7 250 Dual</u></a>	1232	545	NA	NA
<a href="#"><u>Radeon R7 + R7 350 Dual</u></a>	1982	386	NA	NA
<a href="#"><u>Radeon R7 +8G</u></a>	1190	557	NA	NA
<a href="#"><u>Radeon R7 240</u></a>	755	844	<a href="#"><u>10.79</u></a>	<a href="#"><u>\$69.99*</u></a>
<a href="#"><u>Radeon R7 240 + HD 8570D Dual</u></a>	917	701	NA	NA
<a href="#"><u>Radeon R7 240 + HD 8670D Dual</u></a>	930	697	NA	NA
<a href="#"><u>Radeon R7 250</u></a>	1164	563	<a href="#"><u>19.41</u></a>	<a href="#"><u>\$59.99*</u></a>
<a href="#"><u>Radeon R7 250X</u></a>	2268	347	<a href="#"><u>8.70</u></a>	<a href="#"><u>\$260.70*</u></a>
<a href="#"><u>Radeon R7 260</u></a>	2891	299	<a href="#"><u>32.13</u></a>	<a href="#"><u>\$89.99*</u></a>
<a href="#"><u>Radeon R7 260X</u></a>	3005	288	<a href="#"><u>22.72</u></a>	<a href="#"><u>\$132.28*</u></a>
<a href="#"><u>Radeon R7 340</u></a>	1047	620	NA	NA
<a href="#"><u>Radeon R7 360</u></a>	2997	289	<a href="#"><u>23.98</u></a>	<a href="#"><u>\$125.00*</u></a>
<a href="#"><u>Radeon R7 370</u></a>	4234	210	NA	NA
<a href="#"><u>Radeon R7 430</u></a>	1339	505	<a href="#"><u>11.64</u></a>	<a href="#"><u>\$114.99</u></a>
<a href="#"><u>Radeon R7 450</u></a>	2193	355	<a href="#"><u>41.79</u></a>	<a href="#"><u>\$52.49*</u></a>
<a href="#"><u>Radeon R7 7850A10-7850K</u></a>	551	1065	NA	NA
Videocard Name	Passmark G3D Mark (higher is better)	Rank (lower is better)	Videocard Value (higher is better)	Price (USD)
<a href="#"><u>Radeon R7 A10 Extreme Edition</u></a>	790	805	NA	NA
<a href="#"><u>Radeon R7 A10 PRO-7800B</u></a>	756	843	NA	NA

CPU Benchmarks

Video Card Benchmarks

Hard Drive Benchmarks

RAM

PC Systems

Android

iOS / iPhone

Videocard Name	Passmark G3D Mark (higher is better)	Rank (lower is better)	Videocard Value (higher is better)	Price (USD)
<a href="#"><u>Radeon R7 A10-PRO-7850B</u></a>	962	674	NA	NA
<a href="#"><u>Radeon R7 A10-7700K</u></a>	896	718	NA	NA
<a href="#"><u>Radeon R7 A10-7800</u></a>	889	724	NA	NA
<a href="#"><u>Radeon R7 A10-7850K</u></a>	816	782	NA	NA
<a href="#"><u>Radeon R7 A10-7860K</u></a>	974	665	NA	NA
<a href="#"><u>Radeon R7 A10-7870K</u></a>	1122	582	NA	NA
<a href="#"><u>Radeon R7 A10-7890K</u></a>	1100	592	NA	NA
<a href="#"><u>Radeon R7 A10-8750</u></a>	959	676	NA	NA
<a href="#"><u>Radeon R7 A10-8850</u></a>	1114	587	NA	NA
<a href="#"><u>Radeon R7 A10-9700 RADEON</u></a>	1168	560	NA	NA
<a href="#"><u>Radeon R7 A10-9700E RADEON</u></a>	1100	593	NA	NA
<a href="#"><u>Radeon R7 A12-9700P RADEON</u></a>	758	838	<a href="#"><u>1.74</u></a>	<a href="#"><u>\$435.92*</u></a>
<a href="#"><u>Radeon R7 A12-9720P RADEON</u></a>	833	761	<a href="#"><u>2.28</u></a>	<a href="#"><u>\$365.48*</u></a>
<a href="#"><u>Radeon R7 A12-9730P RADEON</u></a>	861	745	NA	NA
<a href="#"><u>Radeon R7 A12-9800 RADEON</u></a>	1248	538	NA	NA
<a href="#"><u>Radeon R7 A12-9800E RADEON</u></a>	1105	591	<a href="#"><u>7.94</u></a>	<a href="#"><u>\$139.19*</u></a>
<a href="#"><u>Radeon R7 A265</u></a>	954	679	NA	NA
<a href="#"><u>Radeon R7 A360</u></a>	720	880	NA	NA
<a href="#"><u>Radeon R7 A365</u></a>	781	811	NA	NA
<a href="#"><u>Radeon R7 A370</u></a>	1281	524	NA	NA
<a href="#"><u>Radeon R7 A8-PRO-7600B</u></a>	743	861	NA	NA
<a href="#"><u>Radeon R7 A8-7500</u></a>	1027	637	NA	NA
<a href="#"><u>Radeon R7 A8-7500 4C+6G</u></a>	853	749	NA	NA
<a href="#"><u>Radeon R7 A8-7600</u></a>	840	754	NA	NA
<a href="#"><u>Radeon R7 A8-7650K</u></a>	652	949	NA	NA
<a href="#"><u>Radeon R7 A8-7670K</u></a>	876	736	NA	NA
<a href="#"><u>Radeon R7 A8-7680</u></a>	948	683	NA	NA
<a href="#"><u>Radeon R7 A8-8650</u></a>	912	705	NA	NA
<a href="#"><u>Radeon R7 A8-9600 RADEON</u></a>	844	753	NA	NA
<a href="#"><u>Radeon R7 FX-8800P</u></a>	857	747	NA	NA
<a href="#"><u>Radeon R7 FX-9800P RADEON</u></a>	848	751	<a href="#"><u>1.60</u></a>	<a href="#"><u>\$530.00*</u></a>
<a href="#"><u>Radeon R7 FX-9830P RADEON</u></a>	1790	421	NA	NA
<a href="#"><u>Radeon R7 G</u></a>	869	741	NA	NA
<a href="#"><u>Radeon R7 M260</u></a>	661	939	<a href="#"><u>0.83</u></a>	<a href="#"><u>\$799.00*</u></a>

CPU Benchmarks

Video Card Benchmarks

Hard Drive Benchmarks

RAM

PC Systems

Android

iOS / iPhone

Videocard Name	Passmark G3D Mark (higher is better)	Rank (lower is better)	Videocard Value (higher is better)	Price (USD)
<a href="#">Radeon R7 M260DX</a>	750	851	NA	NA
<a href="#">Radeon R7 M260X</a>	1115	585	NA	NA
<a href="#">Radeon R7 M265</a>	813	784	NA	NA
<a href="#">Radeon R7 M270</a>	768	828	NA	NA
<a href="#">Radeon R7 M340</a>	785	807	NA	NA
<a href="#">Radeon R7 M350</a>	1274	527	NA	NA
<a href="#">Radeon R7 M360</a>	573	1039	NA	NA
<a href="#">Radeon R7 M365X</a>	901	713	NA	NA
<a href="#">Radeon R7 M370</a>	1417	487	NA	NA
<a href="#">Radeon R7 M380</a>	1446	478	NA	NA
<a href="#">Radeon R7 M440</a>	797	799	NA	NA
<a href="#">Radeon R7 M445</a>	1040	625	<a href="#">1.40</a>	<a href="#">\$744.00*</a>
<a href="#">Radeon R7 M460</a>	1070	604	NA	NA
Videocard Name	Passmark G3D Mark (higher is better)	Rank (lower is better)	Videocard Value (higher is better)	Price (USD)
<a href="#">Radeon R7 M465</a>	1306	513	NA	NA
<a href="#">Radeon R7 M465X</a>	2057	376	NA	NA
<a href="#">Radeon R7 Opteron X3421</a>	1043	622	NA	NA
<a href="#">Radeon R7 PRO A10-8750B</a>	954	680	NA	NA
<a href="#">Radeon R7 PRO A10-8770</a>	1319	506	NA	NA
<a href="#">Radeon R7 PRO A10-8770E</a>	1134	573	NA	NA
<a href="#">Radeon R7 PRO A10-8850B</a>	945	687	NA	NA
<a href="#">Radeon R7 PRO A10-9700</a>	1263	530	NA	NA
<a href="#">Radeon R7 PRO A10-9700B</a>	757	839	NA	NA
<a href="#">Radeon R7 PRO A10-9700E</a>	1142	571	<a href="#">2.16</a>	<a href="#">\$529.00*</a>
<a href="#">Radeon R7 PRO A12-8800B</a>	743	859	NA	NA
<a href="#">Radeon R7 PRO A12-8830B</a>	882	731	NA	NA
<a href="#">Radeon R7 PRO A12-8870</a>	1375	494	NA	NA
<a href="#">Radeon R7 PRO A12-8870E</a>	1160	566	NA	NA
<a href="#">Radeon R7 PRO A12-9800</a>	1340	504	NA	NA
<a href="#">Radeon R7 PRO A12-9800B</a>	829	770	NA	NA
<a href="#">Radeon R7 PRO A12-9800E</a>	1014	644	NA	NA
<a href="#">Radeon R7 PRO A6-9500 2C+6G</a>	781	810	NA	NA
<a href="#">Radeon R7 PRO A8-8650B</a>	832	765	NA	NA
<a href="#">Radeon R7 PRO A8-8670F</a>	1309	510	NA	NA



CPU Benchmarks

Video Card Benchmarks

Hard Drive Benchmarks

RAM

PC Systems

Android

iOS / iPhone

Videocard Name	Passmark G3D Mark (higher is better)	Rank (lower is better)	Videocard Value (higher is better)	Price (USD)
<a href="#">Radeon R7 PRO A8-9600</a>	1049	619	NA	NA
<a href="#">Radeon R7E</a>	690	908	NA	NA
<a href="#">Radeon R8 M365DX</a>	740	865	NA	NA
<a href="#">Radeon R8 M445DX</a>	840	755	NA	NA
<a href="#">Radeon R8 M535DX</a>	695	905	NA	NA
<a href="#">Radeon R9 255</a>	1814	414	<a href="#">5.27</a>	<a href="#">\$344.16*</a>
<a href="#">Radeon R9 260</a>	3018	287	NA	NA
<a href="#">Radeon R9 270</a>	4212	213	NA	NA
<a href="#">Radeon R9 270 / R7 370</a>	4259	208	<a href="#">25.90</a>	<a href="#">\$164.47</a>
<a href="#">Radeon R9 270X</a>	4847	179	<a href="#">32.32</a>	<a href="#">\$149.99*</a>
<a href="#">Radeon R9 280</a>	5450	156	NA	NA
<a href="#">Radeon R9 280X</a>	6142	135	NA	NA
<a href="#">Radeon R9 285 / 380</a>	5549	153	<a href="#">12.33</a>	<a href="#">\$449.99*</a>
<a href="#">Radeon R9 290 / 390</a>	7800	100	<a href="#">43.50</a>	<a href="#">\$179.32*</a>
<a href="#">Radeon R9 290X / 390X</a>	8862	87	<a href="#">40.27</a>	<a href="#">\$220.10*</a>
<a href="#">Radeon R9 295X2</a>	7485	112	<a href="#">15.00</a>	<a href="#">\$499.10*</a>
<a href="#">Radeon R9 350</a>	2100	367	<a href="#">20.23</a>	<a href="#">\$103.85*</a>
<a href="#">Radeon R9 360</a>	3031	286	<a href="#">5.84</a>	<a href="#">\$519.00*</a>
<a href="#">Radeon R9 370</a>	4722	187	NA	NA
<a href="#">Radeon R9 380</a>	6242	132	<a href="#">69.37</a>	<a href="#">\$89.99*</a>
<a href="#">Radeon R9 380X</a>	5918	142	<a href="#">13.30</a>	<a href="#">\$445.00*</a>
<a href="#">Radeon R9 390</a>	8482	93	NA	NA
<a href="#">Radeon R9 390X</a>	9591	75	NA	NA
<a href="#">Radeon R9 Fury</a>	9750	73	<a href="#">22.01</a>	<a href="#">\$443.10*</a>
<a href="#">Radeon R9 Fury + Fury X</a>	10023	69	<a href="#">26.79</a>	<a href="#">\$374.10*</a>
<a href="#">Radeon R9 M265X</a>	1168	561	NA	NA
<a href="#">Radeon R9 M270X</a>	1444	479	NA	NA
<a href="#">Radeon R9 M275</a>	1114	586	<a href="#">1.59</a>	<a href="#">\$699.99*</a>
<a href="#">Radeon R9 M275X / M375</a>	1525	465	NA	NA
Videocard Name	Passmark G3D Mark (higher is better)	Rank (lower is better)	Videocard Value (higher is better)	Price (USD)
<a href="#">Radeon R9 M280X</a>	1147	569	NA	NA
<a href="#">Radeon R9 M290X</a>	4060	220	NA	NA
<a href="#">Radeon R9 M295X</a>	5150	169	NA	NA
<a href="#">Radeon R9 M360</a>	2007	383	NA	NA

CPU Benchmarks

Video Card Benchmarks

Hard Drive Benchmarks

RAM

PC Systems

Android

iOS / iPhone

Videocard Name	Passmark G3D Mark (higher is better)	Rank (lower is better)	Videocard Value (higher is better)	Price (USD)
<a href="#">Radeon R9 M365X</a>	1481	473	NA	NA
<a href="#">Radeon R9 M370X</a>	1440	480	NA	NA
<a href="#">Radeon R9 M375</a>	1219	550	NA	NA
<a href="#">Radeon R9 M375X</a>	2131	364	NA	NA
<a href="#">Radeon R9 M380</a>	3050	284	NA	NA
<a href="#">Radeon R9 M385X</a>	885	729	NA	NA
<a href="#">Radeon R9 M390X</a>	4356	201	NA	NA
<a href="#">Radeon R9 M395</a>	5104	172	NA	NA
<a href="#">Radeon R9 M395X</a>	5782	145	NA	NA
<a href="#">Radeon R9 M470</a>	2435	334	NA	NA
<a href="#">Radeon R9 M470X</a>	3563	248	NA	NA
<a href="#">Radeon R9 M485X</a>	4842	180	NA	NA
<a href="#">Radeon RX 460</a>	4014	224	<a href="#">14.64</a>	<a href="#">\$274.10*</a>
<a href="#">Radeon RX 470</a>	7859	99	<a href="#">78.60</a>	<a href="#">\$99.99*</a>
<a href="#">Radeon RX 480</a>	8629	91	<a href="#">43.53</a>	<a href="#">\$198.25*</a>
<a href="#">Radeon RX 540</a>	2288	344	NA	NA
<a href="#">Radeon RX 550</a>	2460	331	<a href="#">28.95</a>	<a href="#">\$84.99</a>
<a href="#">Radeon RX 5500</a>	6202	133	NA	NA
<a href="#">Radeon RX 5500 XT</a>	9278	81	<a href="#">51.55</a>	<a href="#">\$179.99</a>
<a href="#">Radeon RX 5500M</a>	5586	150	NA	NA
<a href="#">Radeon RX 550X</a>	1708	433	NA	NA
<a href="#">Radeon RX 560</a>	3712	240	<a href="#">35.36</a>	<a href="#">\$104.99</a>
<a href="#">Radeon RX 5600 XT</a>	12128	43	<a href="#">44.92</a>	<a href="#">\$269.99</a>
<a href="#">Radeon RX 560X</a>	3520	250	NA	NA
<a href="#">Radeon RX 570</a>	6967	117	<a href="#">58.07</a>	<a href="#">\$119.99</a>
<a href="#">Radeon RX 5700</a>	14160	27	<a href="#">44.25</a>	<a href="#">\$319.99</a>
<a href="#">Radeon RX 5700 XT</a>	16481	14	<a href="#">43.37</a>	<a href="#">\$379.99</a>
<a href="#">Radeon RX 5700 XT 50th Anniversary</a>	16009	17	NA	NA
<a href="#">Radeon RX 570X</a>	1923	398	NA	NA
<a href="#">Radeon RX 580</a>	8720	88	<a href="#">54.51</a>	<a href="#">\$159.99</a>
<a href="#">Radeon RX 580 2048SP</a>	7794	102	NA	NA
<a href="#">Radeon RX 580X</a>	7798	101	NA	NA
<a href="#">Radeon RX 590</a>	9482	77	<a href="#">43.10</a>	<a href="#">\$219.99</a>
<a href="#">Radeon RX Vega 10</a>	1461	474	NA	NA

CPU Benchmarks

Video Card Benchmarks

Hard Drive Benchmarks

RAM

PC Systems

Android

iOS / iPhone

Videocard Name	Passmark G3D Mark (higher is better)	Rank (lower is better)	Videocard Value (higher is better)	Price (USD)
<a href="#">Radeon RX Vega 11</a>	2091	368	NA	NA
<a href="#">Radeon RX Vega 11 PRD</a>	2401	338	NA	NA
<a href="#">Radeon RX Vega 56</a>	13370	33	<a href="#">49.52</a>	<a href="#">\$269.99</a>
<a href="#">Radeon RX Vega 64</a>	14952	22	<a href="#">34.77</a>	<a href="#">\$429.99*</a>
<a href="#">Radeon RX Vega 8</a>	1745	426	NA	NA
<a href="#">Radeon RX Vega M GH</a>	6762	120	NA	NA
<a href="#">Radeon RX Vega M GL</a>	5118	170	NA	NA
<a href="#">Radeon RX Vega11</a>	1819	413	NA	NA
<a href="#">Radeon Sky 500</a>	4889	178	NA	NA
<a href="#">Radeon TM R9 A360</a>	2148	359	NA	NA
<a href="#">Radeon VE</a>	2	2036	NA	NA
Videocard Name	Passmark G3D Mark (higher is better)	Rank (lower is better)	Videocard Value (higher is better)	Price (USD)
<a href="#">Radeon Vega 10</a>	1592	451	NA	NA
<a href="#">Radeon Vega 10 Mobile</a>	1569	455	NA	NA
<a href="#">Radeon Vega 11</a>	1776	423	NA	NA
<a href="#">Radeon Vega 3</a>	910	709	<a href="#">1.90</a>	<a href="#">\$479.99*</a>
<a href="#">Radeon Vega 3 Mobile</a>	1108	589	NA	NA
<a href="#">Radeon Vega 6</a>	1553	459	<a href="#">0.86</a>	<a href="#">\$1,799.99*</a>
<a href="#">Radeon Vega 8</a>	1494	470	<a href="#">11.78</a>	<a href="#">\$126.86*</a>
<a href="#">Radeon Vega 8 Mobile</a>	1406	490	NA	NA
<a href="#">Radeon Vega 9</a>	1855	405	NA	NA
<a href="#">Radeon Vega Frontier Edition</a>	11137	55	<a href="#">12.51</a>	<a href="#">\$890.00*</a>
<a href="#">Radeon VII</a>	17701	8	<a href="#">30.52</a>	<a href="#">\$579.97</a>
<a href="#">Radeon X1050</a>	49	1726	NA	NA
<a href="#">Radeon X1200</a>	32	1796	NA	NA
<a href="#">Radeon X1250</a>	37	1770	NA	NA
<a href="#">Radeon X1270</a>	31	1805	NA	NA
<a href="#">Radeon X1300</a>	58	1698	<a href="#">3.44</a>	<a href="#">\$16.99*</a>
<a href="#">Radeon X1300 PRO</a>	84	1614	NA	NA
<a href="#">Radeon X1550</a>	66	1673	<a href="#">0.59</a>	<a href="#">\$113.00*</a>
<a href="#">Radeon X1550 64-bit</a>	47	1730	NA	NA
<a href="#">Radeon X1600</a>	49	1724	NA	NA
<a href="#">Radeon X1600 Pro</a>	98	1565	NA	NA
<a href="#">Radeon X1600 Pro / X1300XT</a>	69	1661	NA	NA

CPU Benchmarks

Video Card Benchmarks

Hard Drive Benchmarks

RAM

PC Systems

Android

iOS / iPhone

Videocard Name	Passmark G3D Mark (higher is better)	Rank (lower is better)	Videocard Value (higher is better)	Price (USD)
<a href="#">Radeon X1600 XT</a>	115	1518	NA	NA
<a href="#">Radeon X1650 GTO</a>	74	1642	NA	NA
<a href="#">Radeon X1650 Pro</a>	84	1610	<a href="#">0.53</a>	<a href="#">\$160.89*</a>
<a href="#">Radeon X1650 SE</a>	71	1654	NA	NA
<a href="#">Radeon X1700 Targa Edition</a>	116	1515	NA	NA
<a href="#">Radeon X1800 GTO</a>	140	1465	NA	NA
<a href="#">Radeon X1900 CrossFire Edition</a>	137	1476	NA	NA
<a href="#">Radeon X1900 GT</a>	145	1455	NA	NA
<a href="#">Radeon X1950 CrossFire Edition</a>	151	1446	NA	NA
<a href="#">Radeon X1950 GT</a>	106	1543	NA	NA
<a href="#">Radeon X1950 Pro</a>	112	1525	NA	NA
<a href="#">RADEON X300SE</a>	38	1767	NA	NA
<a href="#">RADEON X550</a>	50	1719	NA	NA
<a href="#">RADEON X550XT</a>	56	1709	NA	NA
<a href="#">Radeon X550XTX</a>	70	1655	NA	NA
<a href="#">RADEON X600 256MB HyperMemory</a>	56	1708	NA	NA
<a href="#">RADEON X600XT</a>	91	1594	NA	NA
<a href="#">RADEON X700</a>	72	1649	NA	NA
<a href="#">RADEON X700 PRO</a>	75	1639	NA	NA
<a href="#">RADEON X700 SE</a>	71	1653	NA	NA
<a href="#">RADEON X800 GT</a>	84	1615	NA	NA
<a href="#">RADEON X800 GTO</a>	76	1637	NA	NA
<a href="#">RADEON X800 PRO</a>	64	1677	NA	NA
<a href="#">RADEON X800 PRO/GTO</a>	73	1646	NA	NA
<a href="#">RADEON X800 SE</a>	129	1486	NA	NA
<a href="#">RADEON X800 XL</a>	69	1660	NA	NA
<a href="#">RADEON X800 XT</a>	97	1574	NA	NA
Videocard Name	Passmark G3D Mark (higher is better)	Rank (lower is better)	Videocard Value (higher is better)	Price (USD)
<a href="#">RADEON X800 XT Platinum Edition</a>	81	1627	NA	NA
<a href="#">RADEON X800GT</a>	79	1633	NA	NA
<a href="#">RADEON X850 PRO</a>	72	1648	NA	NA
<a href="#">RADEON X850 XT</a>	81	1629	NA	NA
<a href="#">RADEON X850 XT Platinum Edition</a>	81	1621	NA	NA
<a href="#">Radeon Xpress 1100</a>	34	1787	NA	NA

CPU Benchmarks

Video Card Benchmarks

Hard Drive Benchmarks

RAM

PC Systems

Android

iOS / iPhone

Videocard Name	Passmark G3D Mark (higher is better)	Rank (lower is better)	Videocard Value (higher is better)	Price (USD)
<a href="#"><u>Radeon Xpress 1150</u></a>	29	1812	NA	NA
<a href="#"><u>Radeon Xpress 1200</u></a>	35	1777	NA	NA
<a href="#"><u>Radeon Xpress 1250</u></a>	42	1747	NA	NA
<a href="#"><u>Radeon Xpress 1270</u></a>	26	1823	NA	NA
<a href="#"><u>Radeon Xpress 1300</u></a>	52	1713	NA	NA
<a href="#"><u>Radeon Xpress 1300M</u></a>	40	1756	NA	NA
<a href="#"><u>RADEON XPRESS 200</u></a>	29	1813	NA	NA
<a href="#"><u>RADEON XPRESS 200 CROSSFIRE</u></a>	18	1857	NA	NA
<a href="#"><u>RADEON XPRESS 200M</u></a>	22	1842	NA	NA
<a href="#"><u>Radeon. HD 7730M</u></a>	928	698	NA	NA
<a href="#"><u>RadeonT R5 430</u></a>	1123	581	NA	NA
<a href="#"><u>RadeonT R7 450</u></a>	2184	356	NA	NA
<a href="#"><u>RadeonT RX 5500M</u></a>	5200	166	NA	NA
<a href="#"><u>RadeonT RX 560X</u></a>	1809	417	NA	NA
<a href="#"><u>Rage 128 Pro</u></a>	1	2044	NA	NA
<a href="#"><u>RAGE 128 PRO AGP 4X TMD5</u></a>	1	2046	NA	NA
<a href="#"><u>Rage Fury Pro/Xpert 2000 Pro</u></a>	3	2008	NA	NA
<a href="#"><u>Red Hat QXL controller</u></a>	31	1801	NA	NA
<a href="#"><u>RGH Drivers v3</u></a>	11	1877	NA	NA
<a href="#"><u>RIVA TNT2 Model 64/Model 64 Pro</u></a>	3	1986	NA	NA
<a href="#"><u>RIVA TNT2/TNT2 Pro</u></a>	3	1998	NA	NA
<a href="#"><u>RV530 PRO</u></a>	118	1510	NA	NA
<a href="#"><u>Ryzen 5 2500U with Radeon Vega</u></a>	1503	468	NA	NA
<a href="#"><u>Ryzen 7 2700U with Radeon Vega</u></a>	1617	447	NA	NA
<a href="#"><u>S3 Chrome 430 ULP</u></a>	39	1760	NA	NA
<a href="#"><u>S3 Chrome S25 DDR2</u></a>	18	1853	NA	NA
<a href="#"><u>S3 Inc. Savage4</u></a>	3	2006	NA	NA
<a href="#"><u>S3 ProSavageDDR</u></a>	1	2043	NA	NA
<a href="#"><u>S3 SuperSavage/IXC 1014</u></a>	1	2038	NA	NA
<a href="#"><u>SAPPHIRE RADEON 9000 ATLANTIS PRO</u></a>	5	1942	NA	NA
<a href="#"><u>SAPPHIRE RADEON 9600 ATLANTIS</u></a>	47	1732	NA	NA
<a href="#"><u>SAPPHIRE Radeon X1550</u></a>	61	1688	NA	NA
<a href="#"><u>Sapphire RADEON X800 GT</u></a>	112	1528	NA	NA
<a href="#"><u>Seria Mobility Radeon HD 3400</u></a>	124	1495	NA	NA

CPU Benchmarks

Video Card Benchmarks

Hard Drive Benchmarks

RAM

PC Systems

Android

iOS / iPhone

Videocard Name	Passmark G3D Mark (higher is better)	Rank (lower is better)	Videocard Value (higher is better)	Price (USD)
<a href="#">Seria Radeon HD 7700</a>	1603	450	NA	NA
<a href="#">SUMO 9640</a>	650	953	NA	NA
<a href="#">SUMO 9644</a>	465	1161	NA	NA
<a href="#">SUMO 964A</a>	497	1126	NA	NA
<a href="#">TENSOR 1.0 Driver Intel HD 630</a>	1299	517	NA	NA
<a href="#">Tesla C2050</a>	3515	251	<a href="#">13.02</a>	<a href="#">\$269.99*</a>
<a href="#">Tesla C2050 / C2070</a>	3428	257	NA	NA
<a href="#">Tesla C2070</a>	3274	267	NA	NA
<a href="#">Tesla C2075</a>	3364	260	<a href="#">9.88</a>	<a href="#">\$340.50*</a>
Videocard Name	Passmark G3D Mark (higher is better)	Rank (lower is better)	Videocard Value (higher is better)	Price (USD)
<a href="#">Tesla M10</a>	3248	270	<a href="#">0.98</a>	<a href="#">\$3,323.18</a>
<a href="#">Tesla M2070-Q</a>	1305	514	NA	NA
<a href="#">Tesla M6</a>	7621	108	NA	NA
<a href="#">Tesla M60</a>	7323	113	<a href="#">5.25</a>	<a href="#">\$1,395.00*</a>
<a href="#">Tesla P100-PCIE-16GB</a>	7225	114	NA	NA
<a href="#">TITAN RTX</a>	18342	5	<a href="#">7.37</a>	<a href="#">\$2,489.99</a>
<a href="#">TITAN V</a>	17883	7	<a href="#">8.32</a>	<a href="#">\$2,149.99*</a>
<a href="#">TITAN V CEO Edition</a>	16987	11	NA	NA
<a href="#">TITAN Xp COLLECTORS EDITION</a>	14976	21	NA	NA
<a href="#">TRINITY DEVASTATOR MOBILE</a>	699	902	NA	NA
<a href="#">TRINITY SCRAPPER MOBILE</a>	498	1125	NA	NA
<a href="#">V9560XT V62.11</a>	6	1913	NA	NA
<a href="#">Vanta/Vanta LT</a>	3	2010	NA	NA
<a href="#">VIA Chrome9 HC IGP</a>	4	1972	NA	NA
<a href="#">VIA Chrome9 HC IGP Family</a>	3	1984	NA	NA
<a href="#">VIA Chrome9 HC IGP Family WDDM</a>	3	1996	NA	NA
<a href="#">VIA Chrome9 HC IGP Prerelease WDDM 1.1</a>	2	2034	NA	NA
<a href="#">VIA Chrome9 HC IGP WDDM</a>	2	2017	NA	NA
<a href="#">VIA Chrome9 HC IGP WDDM 1.1</a>	2	2018	NA	NA
<a href="#">VIA Chrome9 HC3 IGP</a>	2	2022	NA	NA
<a href="#">VIA Chrome9 HCM IGP</a>	1	2040	NA	NA
<a href="#">VIA Chrome9 HD IGP</a>	10	1880	NA	NA
<a href="#">VIA/S3G C-645/640 GPU</a>	183	1412	NA	NA
<a href="#">VIA/S3G Chrome 645/640 GPU</a>	109	1538	NA	NA

CPU Benchmarks

Video Card Benchmarks

Hard Drive Benchmarks

RAM

PC Systems

Android


iOS / iPhone

Videocard Name	Passmark G3D Mark (higher is better)	Rank (lower is better)	Videocard Value (higher is better)	Price (USD)
<a href="#"><u>VIA/S3G DeltaChrome IGP</u></a>	3	2001	NA	NA
<a href="#"><u>VIA/S3G KM400/KN400</u></a>	4	1978	NA	NA
<a href="#"><u>VIA/S3G UniChrome IGP</u></a>	4	1973	NA	NA
<a href="#"><u>VIA/S3G UniChrome Pro IGP</u></a>	4	1957	NA	NA
<a href="#"><u>VIA/S3G UniChromell</u></a>	5	1923	NA	NA
<a href="#"><u>VisionTek Radeon 4550</u></a>	280	1310	NA	NA
<a href="#"><u>VisionTek Radeon 7000</u></a>	1	2039	NA	NA
<a href="#"><u>Wine Display Adapter</u></a>	261	1331	NA	NA
<a href="#"><u>WinFast A250 LE</u></a>	4	1952	NA	NA
<a href="#"><u>WinFast GT 610</u></a>	211	1377	NA	NA
<a href="#"><u>Xabre</u></a>	5	1943	NA	NA
<a href="#"><u>XFx Radeon HD 4650 AGP</u></a>	109	1536	NA	NA
<a href="#"><u>XGI Volari Family v1.13.23.D_V</u></a>	4	1962	NA	NA
<a href="#"><u>ZX Chrome 645/640 GPU</u></a>	147	1454	NA	NA

\* - Last price seen from our affiliates.

[CPU Benchmarks](#)   [Video Card Benchmarks](#)   [Hard Drive Benchmarks](#)   [RAM](#)   [PC Systems](#)   [Android](#)   [iOS / iPhone](#)



<u>Software</u>	<u>Hardware</u>	<u>Benchmarks</u>	<u>About Us</u>	<u>Services</u>	<u>International</u>
<a href="#">CPU Benchmarks</a>	<a href="#">Video Card Benchmarks</a>	<a href="#">Hard Drive Benchmarks</a>	<a href="#">RAM</a>	<a href="#">PC Systems</a>	<a href="#">Android</a> <a href="#">iOS / iPhone</a>
<a href="#">BurnInTest</a>	<a href="#">USB3.0</a>	<a href="#">CPU</a>	<a href="#">Company</a>	<a href="#">Store</a>	<a href="#">Disclaimer</a>
<a href="#">PerformanceTest</a>	<a href="#">Loopback Plugs</a>	<a href="#">Benchmarks</a>	<a href="#">Contact Us</a>	<a href="#">Support</a>	<a href="#">Refunds</a>
<a href="#">OSForensics</a>	<a href="#">USB2.0</a>	<a href="#">Video Card Benchmarks</a>	<a href="#">The Press Room</a>	<a href="#">Forums</a>	<a href="#">Privacy</a>
<a href="#">MemTest86</a>	<a href="#">Loopback Plugs</a>	<a href="#">Hard Drive Benchmarks</a>			<a href="#">Social</a>
<a href="#">WirelessMon</a>	<a href="#">PCIe Test Cards</a>	<a href="#">RAM Benchmarks</a>			
<a href="#">Zoom Search Engine</a>	<a href="#">USB Power Delivery Tester</a>	<a href="#">PC Systems Benchmarks</a>			
<a href="#">Free Software</a>	<a href="#">Serial and Parallel Loopback Plugs</a>	<a href="#">Android Benchmarks</a>			
	<a href="#">USB Short Circuit Testers</a>	<a href="#">iOS / iPhone Benchmarks</a>			

Copyright © 2020 PassMark® Software

